

QIAGEN N.V. FUTURE (QIAF) - EUX/202612

2024/10/18 19:07:24

Price
41.1531 EUR

Difference  -0.47% (-0.20)

General attributes

Symbol	QIAFZ26
Exchange	Eurex
Currency	EUR
Security type	Future
Underlying	QIAGEN NV
Maturity	12-2026
Contract size	100

Market data

Bid (Bid size)	- EUR (-)
Ask (Ask size)	- EUR (-)
Open	41.1531 EUR
High	41.1531 EUR
Low	41.1531 EUR
Close (prev. day)	41.3487 EUR
Underlying	QIAGEN NV
Underlying price (date)	43.00 (24/10/18)
Settlement price (date)	41.15 (24/10/18)
Open Interest	0

Performance and Risk

	6m	1Y	3Y
Perf (%)	+3.59%	-	-
Perf (abs.)	+1.43	-	-
Beta	-	-	-
Volatility	20.06	-	-

Futures and Options

Related Futures	-
Related Options	-

5Y












Information about previous performance does not guarantee future performance.
Source: FactSet

Price data

Ø price 5 days Ø volume 5 days (pcs.)	41.8699 EUR (0)
Ø price 30 days Ø volume 30 days (pcs.)	42.4953 EUR (0)
Ø price 100 days Ø volume 100 days (pcs.)	42.6646 EUR (0)
Ø price 250 days Ø volume 250 days (pcs.)	- EUR (-)
YTD High date	45.1779 EUR (2024/01/09)
YTD Low date	39.5901 EUR (2024/04/16)
52 Weeks High date	- EUR (-)
52 Weeks Low date	- EUR (-)

Recent Research

on sector		on market	
Date		Headline	Download
2024/09/27		Global Equity Ratings	
2024/09/11		Global Equity Ratings	
2024/09/05		Global Equity Ratings	
2024/08/12		Global Equity Ratings	
2024/07/24		Global Equity Ratings	