

UNICREDIT S.P.A. FUTURE (CR5J) - EUX/202612

2024/08/20 18:50:30

Price
33.1894 EUR

Difference  **-2.63% (-0.90)**

General attributes

Symbol	CR5JZ26
Exchange	Eurex
Currency	EUR
Security type	Future
Underlying	UNICREDIT SPA
Maturity	12-2026
Contract size	100

Market data

Bid (Bid size)	- EUR (-)
Ask (Ask size)	- EUR (-)
Open	33.1894 EUR
High	33.1894 EUR
Low	33.1894 EUR
Close (prev. day)	34.0856 EUR
Underlying	UNICREDIT SPA
Underlying price (date)	35.765 (24/08/21)
Settlement price (date)	33.19 (24/08/20)
Open Interest	0

Performance and Risk

	6m	1Y	3Y
Perf (%)	+27.69%	-	-
Perf (abs.)	+7.20	-	-
Beta	-	-	-
Volatility	33.95	-	-

Futures and Options

Related Futures	-
Related Options	-












Information about previous performance does not guarantee future performance.
Source: FactSet

Price data

Ø price 5 days Ø volume 5 days (pcs.)	33.1484 EUR (0)
Ø price 30 days Ø volume 30 days (pcs.)	33.8767 EUR (0)
Ø price 100 days Ø volume 100 days (pcs.)	32.9382 EUR (0)
Ø price 250 days Ø volume 250 days (pcs.)	- EUR (-)
YTD High date	36.8610 EUR (2024/07/24)
YTD Low date	21.4945 EUR (2024/01/03)
52 Weeks High date	- EUR (-)
52 Weeks Low date	- EUR (-)

Recent Research

on underlying	on sector	on market	
Date		Headline	Download
2024/08/12		Global Equity Ratings	
2024/07/24		Global Equity Ratings	
2024/07/12		Global Equity Ratings	
2024/06/21		Global Equity Ratings	
2024/06/14		Global Equity Ratings	