

# UNICREDIT S.P.A. FUTURE (CR5J) - EUX/202612

2024/07/16 18:50:06

Price  
**35.1046** EUR

Difference  0.78% (0.27)

### General attributes

Symbol	CR5JZ26
Exchange	Eurex
Currency	EUR
Security type	Future
Underlying	UNICREDIT SPA
Maturity	12-2026
Contract size	100

### Market data

Bid (Bid size)	- EUR (-)
Ask (Ask size)	- EUR (-)
Open	35.1046 EUR
High	35.1046 EUR
Low	35.1046 EUR
Close (prev. day)	34.8324 EUR
Underlying	UNICREDIT SPA
Underlying price (date)	37.57 (24/07/17)
Settlement price (date)	35.10 (24/07/16)
Open Interest	0

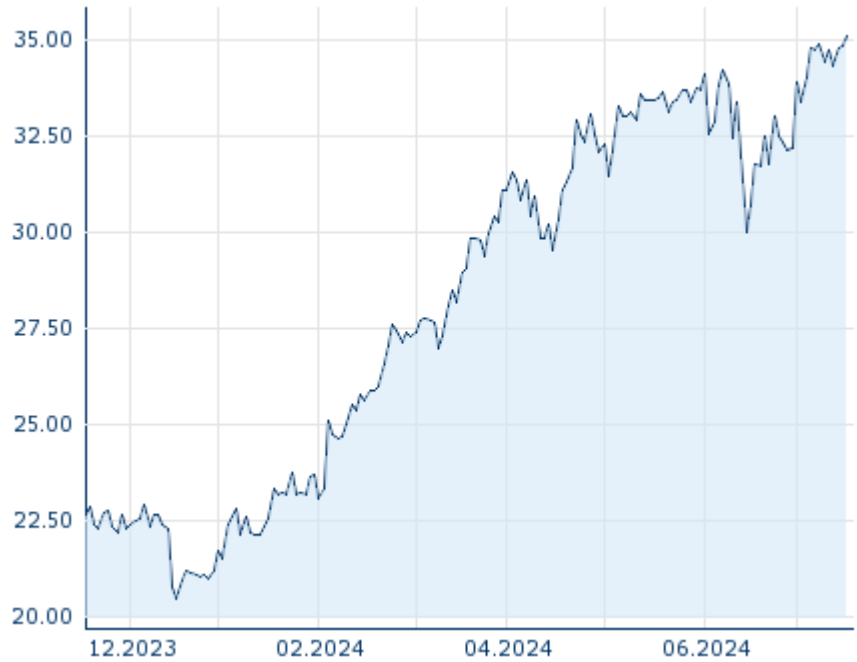
### Performance and Risk

	6m	1Y	3Y
Perf (%)	+56.92%	-	-
Perf (abs.)	+12.73	-	-
Beta	-	-	-
Volatility	31.28	-	-

### Futures and Options

Related Futures	-
Related Options	-

5Y












Information about previous performance does not guarantee future performance.  
Source: FactSet

### Price data

Ø price 5 days   Ø volume 5 days (pcs.)	34.7587 EUR (0)
Ø price 30 days   Ø volume 30 days (pcs.)	33.2384 EUR (0)
Ø price 100 days   Ø volume 100 days (pcs.)	31.6422 EUR (0)
Ø price 250 days   Ø volume 250 days (pcs.)	- EUR (-)
YTD High   date	35.1046 EUR (2024/07/16)
YTD Low   date	21.4945 EUR (2024/01/03)
52 Weeks High   date	- EUR (-)
52 Weeks Low   date	- EUR (-)

### Recent Research

on underlying	on sector	on market	
Date		Headline	Download
2024/07/12		Global Equity Ratings	
2024/06/21		Global Equity Ratings	
2024/06/14		Global Equity Ratings	
2024/05/29		Global Equity Ratings	
2024/04/26		Global Equity Ratings	