

EUR/NOK FUTURE (FCNK) - EUX/202502

2024/07/16 16:29:59

Price
11.8404 NOK

Difference  0.30% (0.04)

General attributes

Symbol	FCNKG25
Exchange	Eurex
Currency	NOK
Security type	Future
Underlying	EURO / NORWEGIAN KRONER (EUR/NOK)
Maturity	02-2025
Contract size	1

Market data

Bid (Bid size)	- NOK (-)
Ask (Ask size)	- NOK (-)
Open	11.8404 NOK
High	11.8404 NOK
Low	11.8404 NOK
Close (prev. day)	11.8053 NOK
Underlying	EURO / NORWEGIAN KRONER (EUR/NOK)
Underlying price (date)	11.7815 (24/07/16)
Settlement price (date)	11.84 (24/07/16)
Open Interest	0

Performance and Risk

	6m	1Y	3Y
Perf (%)	+3.33%	-	-
Perf (abs.)	+0.38	-	-
Beta	-	-	-
Volatility	6.05	-	-

Futures and Options

Related Futures	-
Related Options	-

5Y












Information about previous performance does not guarantee future performance.
Source: FactSet

Price data

Ø price 5 days Ø volume 5 days (pcs.)	11.7342 NOK (0)
Ø price 30 days Ø volume 30 days (pcs.)	11.5189 NOK (0)
Ø price 100 days Ø volume 100 days (pcs.)	11.6332 NOK (0)
Ø price 250 days Ø volume 250 days (pcs.)	- NOK (-)
YTD High date	11.9335 NOK (2024/05/02)
YTD Low date	11.3373 NOK (2024/06/20)
52 Weeks High date	- NOK (-)
52 Weeks Low date	- NOK (-)

Recent Research

on market		
Date	Headline	Download
2024/07/17	 Ranní restart	
2024/07/16	 Ranní restart: bydlení v ČR, násilí a kabely	
2024/07/15	 Ranní restart: atentát, sjezd a polarizace	
2024/07/15	 Data mix in the week to come	
2024/07/12	 Ranní restart	