

FORD MOTOR COMPANY

ISIN: **US3453708600** WKN: **345370860**


Overview

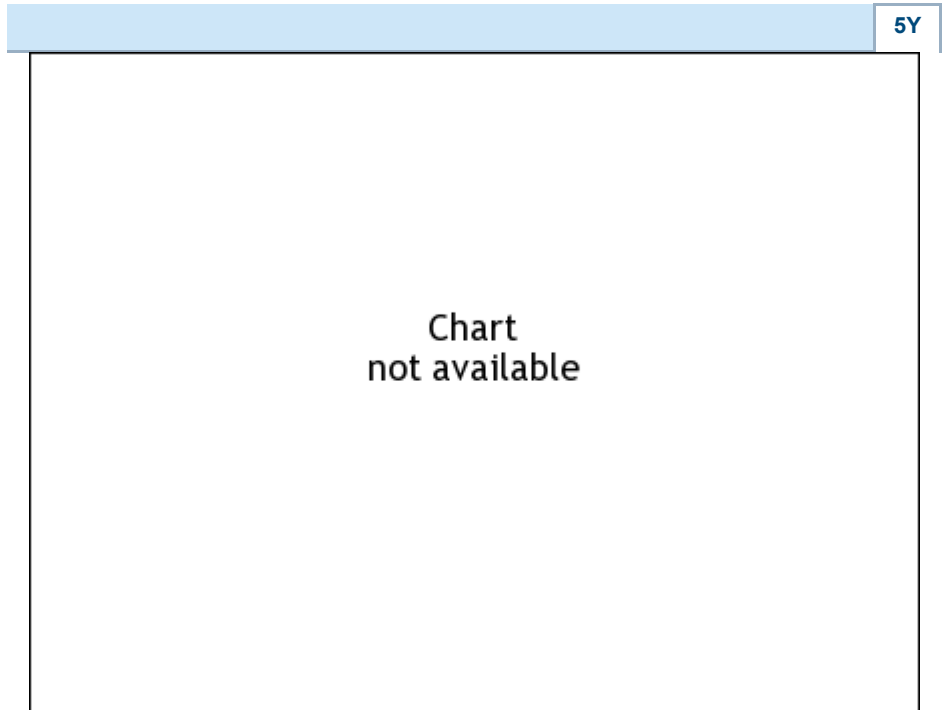
--	
Price	-
Difference	- (-)

General attributes	
ISIN	US3453708600
Symbol	F
Exchange	Euronext Milan MTF Trading After Hours
Currency	EUR
Sector	Automotive
Security type	Stock
Market cap (m)	45,927 EUR
Benchmark	S&P 500

Market data	
Bid (Bid size)	11.658 EUR (1,006)
Ask (Ask size)	11.792 EUR (1,006)
Open	-
High	-
Low	-
Close (prev. day)	-
VWAP	-
Volume (pcs)	-
Trading volume	-
Number of trades	-
Last size	-

Futures and Options	
Related Futures	-
Related Options	-

PDF Downloads	
Company report: FORD MOTOR COMPANY	



Information about previous performance does not guarantee future performance.
Source: FactSet

Recent research

on instrument	on sector	on market	
Date		Headline	Download
2022/05/04		Global Equity Ratings	
2022/04/27		Global Equity Ratings	
2022/04/14		Global Equity Ratings	
2022/03/29		Global Equity Ratings	
2022/03/10		Global Equity Ratings	


Details

--	
Price	
-	
Difference	- (-)

General attributes	
ISIN	US3453708600
Symbol	F
Exchange	Euronext Milan MTF Trading After Hours
Currency	EUR
Sector	Automotive
Security type	Stock
Market cap (m)	45,927 EUR
Benchmark	S&P 500

Market data	
Bid (Bid size)	11.658 EUR (1,006)
Ask (Ask size)	11.792 EUR (1,006)
Open	-
High	-
Low	-
Close (prev. day)	-
VWAP	-
Volume (pcs)	-
Trading volume	-
Number of trades	-
Last size	-

Performance and Risk			
	6m	1Y	3Y
Perf (%)	-	-	-
Perf (abs.)	-	-	-
Beta	1.16	1.13	1.41
Volatility	-	-	-



Information about previous performance does not guarantee future performance.
Source: FactSet

Price data	
Ø price 5 days Ø volume 5 days (pcs.)	- EUR (-)
Ø price 30 days Ø volume 30 days (pcs.)	- EUR (-)
Ø price 100 days Ø volume 100 days (pcs.)	- EUR (-)
Ø price 250 days Ø volume 250 days (pcs.)	- EUR (-)
YTD High date	- EUR (-)
YTD Low date	- EUR (-)
52 Weeks High date	- EUR (-)
52 Weeks Low date	- EUR (-)

Arbitrage views					
Exchange	Date	Time	Price	Trading volume (mio.)	Number of trades
Xetra	2024/06/28	17:35	11.622 EUR	0.02	17
Vienna Stock Exchange	2024/06/28	17:32	11.642 EUR	0.00	2
Tradegate	2024/06/28	22:26	11.714 EUR	0.07	29
Stuttgart	2024/06/28	17:26	11.636 EUR	0.00	4
SIX Swiss Exchange	2019/	17:35	10.25 USD	0.00	1

	06/28					
SIX Swiss Exchange	2019/ 06/28	17:35	10.01 CHF	0.00		1
NYSE	2024/ 06/28	22:01	12.54 USD	824.68		136,284
Munich	2024/ 06/28	08:04	11.378 EUR	0.00		2
London Stock Exchange	2024/ 06/28	17:35	12.48 USD	0.00		4
Hanover	2024/ 06/28	08:16	11.282 EUR	0.00		3
Hamburg	2024/ 06/28	08:07	11.282 EUR	0.00		3
Frankfurt	2024/ 06/28	21:41	11.612 EUR	0.00		1
Euronext Milan MTF Trading After Hours	-	-	-	0.00		-
Euronext Milan MTF Global Equity Market	2024/ 06/28	17:44	11.63 EUR	0.00		1
Duesseldorf	2024/ 06/28	19:30	11.59 EUR	0.00		7
Berlin	2024/ 06/28	08:08	11.382 EUR	0.00		3

Company profile

Company Logo



Contact Details

FORD MOTOR CO.

--

One American Road, Suite 1026 -
48126-2798 Dearborn

Telefon: +1-313-322-3000

Fax: +

E-mail: media@ford.com

PDF Downloads

Company report: FORD MOTOR
COMPANY



Company Profile

Ford Motor Co. engages in the manufacture, distribution, and sale of automobiles. It operates through the following segments: Ford Blue, Ford Model E, Ford Pro, Ford Next, Ford Credit, and Corporate Other. The Ford Blue, Ford Model E, and Ford Pro segment includes the sale of Ford and Lincoln vehicles, service parts, and accessories, together with the associated costs to develop, manufacture, distribute, and service the vehicles, parts, and accessories. The Ford Next segment is involved in the expenses and investments for emerging business initiatives aimed at creating value for Ford in vehicle-adjacent market segments. The Ford Credit segment consists of the Ford Credit business on a consolidated basis, which is primarily vehicle-related financing and leasing activities. The Corporate Other segment refers to corporate governance expenses, past service pension and OPEB income and expense, interest income and gains and losses from cash, cash equivalents, and marketable securities, and foreign exchange derivatives gains, and losses associated with intercompany lending. The company was founded by Henry Ford on June 16, 1903 and is headquartered in Dearborn, MI.

Members of Management Board

William Ford	Chairman of Board of Directors
Alexandra English	Member of Board of Directors
Beth Mooney	Member of Board of Directors
Henry Ford	Member of Board of Directors
John Lawler	Member of Board of Directors
John May	Member of Board of Directors
John Thornton	Member of Board of Directors
John Veihmeyer	Member of Board of Directors
John Weinberg	Member of Board of Directors
Jon Huntsman	Member of Board of Directors
Kimberly Casiano	Member of Board of Directors
Lynn Radakovich	Member of Board of Directors
William Helman	Member of Board of Directors
William Kennard	Member of Board of Directors
William Kozyra	Member of Board of Directors
James Duncan Farley, Jr.	Chairman of Managing Board
Anthony Lo	Member of Executive Committee
Bob Holycross	Member of Executive

	Committee
Christopher Smith	Member of Executive Committee
Doug Field	Member of Executive Committee
Elena Ford	Member of Executive Committee
Jennifer Waldo	Member of Executive Committee
John Lawler	Member of Executive Committee
Kumar Galhotra	Member of Executive Committee
Liz Door	Member of Executive Committee