

BRISTOL-MYERS SQUIBB CO.

ISIN: US1101221083 WKN: 110122108

Overview

2024/06/25 18:41:23

Price

39.375 EUR

Difference ▲ 2.06% (0.80)

General attributes

ISIN US1101221083

Symbol BMY

Exchange Euronext Milan MTF Trading
After Hours

Currency EUR

Sector Chemical / Pharmaceutical /
Health

Security type Stock

Market cap (m) 94,212 EUR

Benchmark S&P 500

Market data

Bid (Bid size) 45.96 EUR (250)

Ask (Ask size) 46.47 EUR (250)

Open 39.375 EUR

High 39.375 EUR

Low 39.375 EUR

Close (prev. day) 38.58 EUR

VWAP -

Volume (pcs) 150

Trading volume 5,906.00

Number of trades 1

Last size 150

Futures and Options

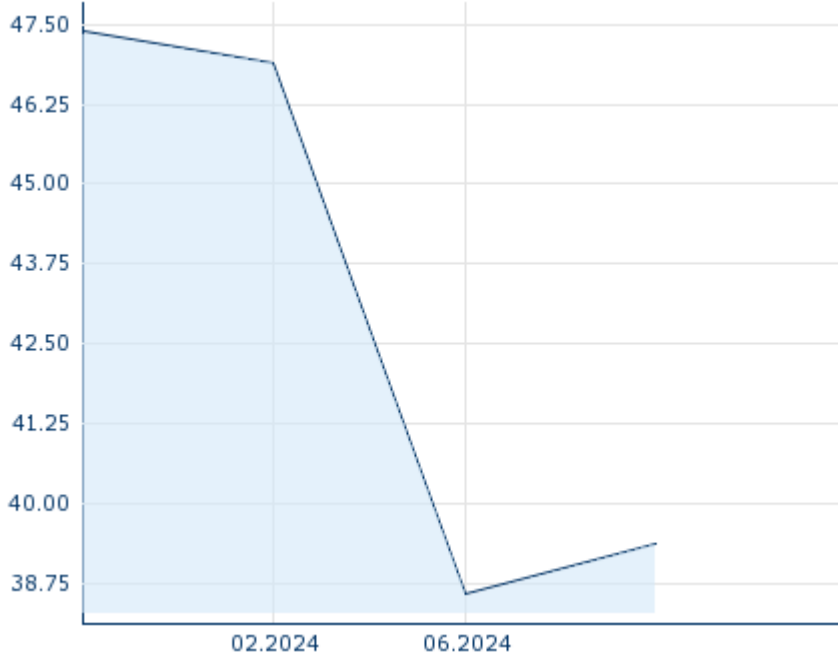
Related Futures 15

Related Options -

PDF Downloads

Company report: BRISTOL-MYERS
SQUIBB CO. 

5Y



Information about previous performance does not guarantee future performance.
Source: FactSet

Recent research

| on instrument | on sector | on market | |
|---------------|---|-----------------------|---|
| Date | | Headline | Download |
| 2024/07/24 |  | Global Equity Ratings |  |
| 2024/07/12 |  | Global Equity Ratings |  |
| 2024/06/21 |  | Global Equity Ratings |  |
| 2024/06/14 |  | Global Equity Ratings |  |
| 2024/05/29 |  | Global Equity Ratings |  |

Details

2024/06/25 18:41:23

Price

39.375 EUR

Difference ▲ 2.06% (0.80)

General attributes

| | |
|----------------|--|
| ISIN | US1101221083 |
| Symbol | BMJ |
| Exchange | Euronext Milan MTF Trading After Hours |
| Currency | EUR |
| Sector | Chemical / Pharmaceutical / Health |
| Security type | Stock |
| Market cap (m) | 94,212 EUR |
| Benchmark | S&P 500 |

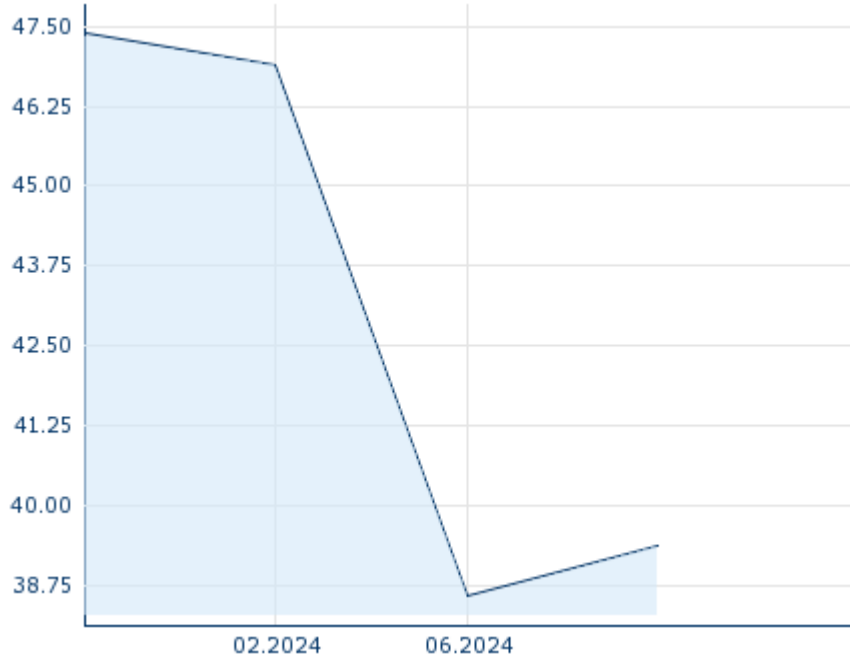
Market data

| | |
|-------------------|-----------------|
| Bid (Bid size) | 45.96 EUR (250) |
| Ask (Ask size) | 46.47 EUR (250) |
| Open | 39.375 EUR |
| High | 39.375 EUR |
| Low | 39.375 EUR |
| Close (prev. day) | 38.58 EUR |
| VWAP | - |
| Volume (pcs) | 150 |
| Trading volume | 5,906.00 |
| Number of trades | 1 |
| Last size | 150 |

Performance and Risk

| | 6m | 1Y | 3Y |
|-------------|---------|------|------|
| Perf (%) | -16.93% | - | - |
| Perf (abs.) | -8.03 | - | - |
| Beta | 0.25 | 0.43 | 0.30 |
| Volatility | - | - | - |

5Y



Information about previous performance does not guarantee future performance.
Source: FactSet

Price data

| | |
|---|----------------|
| Ø price 5 days Ø volume 5 days (pcs.) | - EUR (-) |
| Ø price 30 days Ø volume 30 days (pcs.) | 38.978 EUR (7) |
| Ø price 100 days Ø volume 100 days (pcs.) | - EUR (-) |
| Ø price 250 days Ø volume 250 days (pcs.) | - EUR (-) |
| YTD High date | - EUR (-) |
| YTD Low date | - EUR (-) |
| 52 Weeks High date | - EUR (-) |
| 52 Weeks Low date | - EUR (-) |

Arbitrage views

| Exchange | Date | Time | Price | Trading volume (mio.) | Number of trades |
|-----------------------|------------|-------|------------|-----------------------|------------------|
| Xetra | 2024/07/26 | 17:35 | 45.295 EUR | 0.69 | 119 |
| Vienna Stock Exchange | 2024/07/26 | 17:32 | 45.455 EUR | 0.01 | 7 |
| Tradegate | 2024/07/26 | 22:26 | 46.46 EUR | 2.69 | 306 |
| Stuttgart | 2024/07/26 | 16:50 | 44.94 EUR | 0.13 | 10 |

| | | | | | |
|---|----------------|-------|-------------|----------|---------|
| SIX Swiss Exchange | 2019/ 06/28 | 17:35 | 44.39 CHF | 0.00 | 1 |
| SIX Swiss Exchange | 2019/ 07/03 | 05:55 | 45.30 USD | 0.00 | 1 |
| NYSE | 2024/ 07/26 | 22:00 | 50.45 USD | 1,815.56 | 263,805 |
| Munich | 2024/ 07/26 | 08:02 | 41.605 EUR | 0.00 | 1 |
| London Stock Exchange European Trade Reporting | 2024/ 07/26 | 17:30 | 48.5175 USD | 0.01 | 12 |
| Hanover | 2024/ 07/26 | 08:01 | 41.705 EUR | 0.00 | 3 |
| Hamburg | 2024/ 07/26 | 18:42 | 45.285 EUR | 0.00 | 2 |
| Frankfurt | 2024/ 07/26 | 19:56 | 45.825 EUR | 0.05 | 10 |
| Euronext Milan MTF Trading After Hours | 2024/ 06/25 | 18:41 | 39.375 EUR | 0.01 | 1 |
| Euronext Milan MTF Global Equity Market | 2024/ 07/26 | 17:44 | 45.495 EUR | 0.00 | 3 |
| Duesseldorf | 2024/ 07/26 | 19:30 | 45.79 EUR | 0.00 | 7 |
| Berlin | 2024/ 07/26 | 17:58 | 45.71 EUR | 0.00 | 2 |

Company profile

Company Logo



Contact Details

BRISTOL MYERS SQUIBB CO.

--


Route 206 & Province Line Road - 08543
Princeton

Telefon: +1-609-252-4621

Fax: +

E-mail: -

PDF Downloads

Company report: BRISTOL-MYERS
SQUIBB CO. 

Company Profile

Bristol Myers Squibb Co. engages in the discovery, development, licensing, manufacture, marketing, distribution, and sale of biopharmaceutical products. It offers small molecules, products produced from biological processes called biologics, and chimeric antigen receptor (CAR-T) cell therapies. The company was founded in August 1933 and is headquartered in Princeton, NJ.

Members of Management Board

| | |
|-----------------------|-------------------------------|
| Deepak Bhatt | Member of Board of Directors |
| Julia Haller | Member of Board of Directors |
| Karen Vousden | Member of Board of Directors |
| Manuel Hidalgo Medina | Member of Board of Directors |
| Derica Rice | Member of Board of Directors |
| Michael McMullen | Member of Board of Directors |
| Paula Price | Member of Board of Directors |
| Peter Arduini | Member of Board of Directors |
| Phyllis Yale | Member of Board of Directors |
| Theodore Samuels | Member of Board of Directors |
| Chris Boerner | Chairman of Managing Board |
| Adam Lenkowsky | Member of Executive Committee |
| Amanda Poole | Member of Executive Committee |
| Cari Gallman | Member of Executive Committee |
| David Elkins | Member of Executive Committee |
| Greg Meyers | Member of Executive Committee |
| Karin Shanahan | Member of Executive Committee |
| Kim Jablonski | Member of Executive Committee |
| Lynelle B. Hoch | Member of Executive Committee |
| Pamela Fisher | Member of Executive Committee |
| Peter S. Paine III | Member of Executive Committee |
| Robert Plenge | Member of Executive |

| | Committee |
|---------------|-------------------------------|
| Samit Hirawat | Member of Executive Committee |
| Sandra Leung | Member of Executive Committee |