

## AMERICAN INTERNATIONAL GROUP INC.

ISIN: **US0268747849** WKN: **026874784**

## Overview

2024/04/10 19:01:53

## Price

70.25 EUR

Difference  8.08% (5.25)

## General attributes

ISIN US0268747849

Symbol AIG

Exchange Euronext Milan MTF Trading  
After Hours

Currency EUR

Sector Financial

Security type Stock

Market cap (m) 45,308 EUR

Benchmark S&amp;P 500

## Market data

Bid (Bid size) 68.62 EUR (170)

Ask (Ask size) 69.38 EUR (170)

Open 70.25 EUR

High 70.25 EUR

Low 70.25 EUR

Close (prev. day) 65.00 EUR

VWAP -

Volume (pcs) 15

Trading volume 1,054.00

Number of trades 1


Last size 15

## Futures and Options

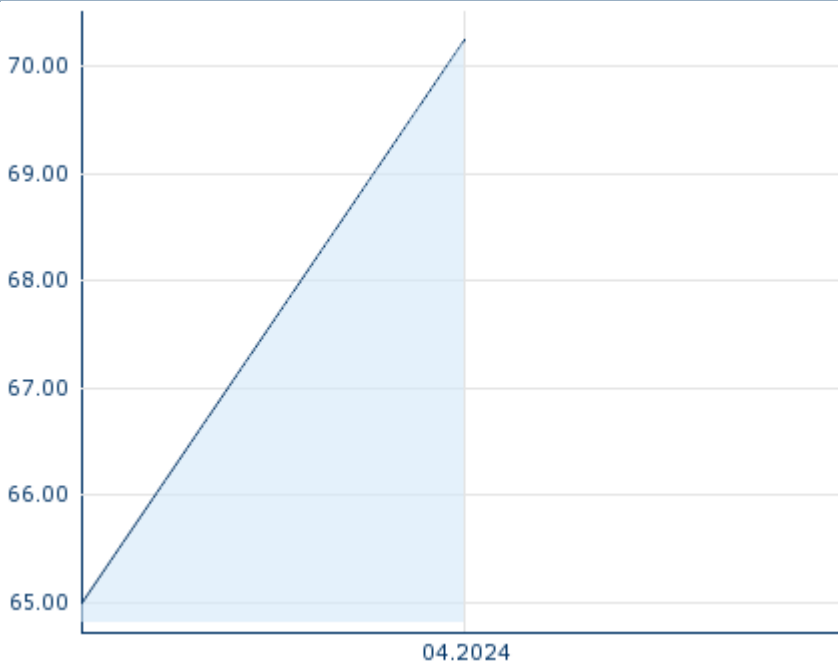
Related Futures -

Related Options -

## PDF Downloads

Company report: AMERICAN  
INTERNATIONAL GROUP INC. 

5Y

Information about previous performance does not guarantee future performance.  
Source: FactSet

## Recent research

on sector		on market	
Date	Headline	Download	
2024/07/19	 Akciové trhy - denní zpráva		
2024/07/18	 Akciové trhy - denní zpráva		
2024/07/17	 Akciové trhy - denní zpráva		
2024/07/16	 Akciové trhy - denní zpráva		
2024/07/15	 Akciové trhy - denní zpráva		

## Details

2024/04/10 19:01:53

## Price

70.25 EUR

Difference ▲ 8.08% (5.25)

## General attributes

ISIN	US0268747849
Symbol	AIG
Exchange	Euronext Milan MTF Trading After Hours
Currency	EUR
Sector	Financial
Security type	Stock
Market cap (m)	45,308 EUR
Benchmark	S&P 500

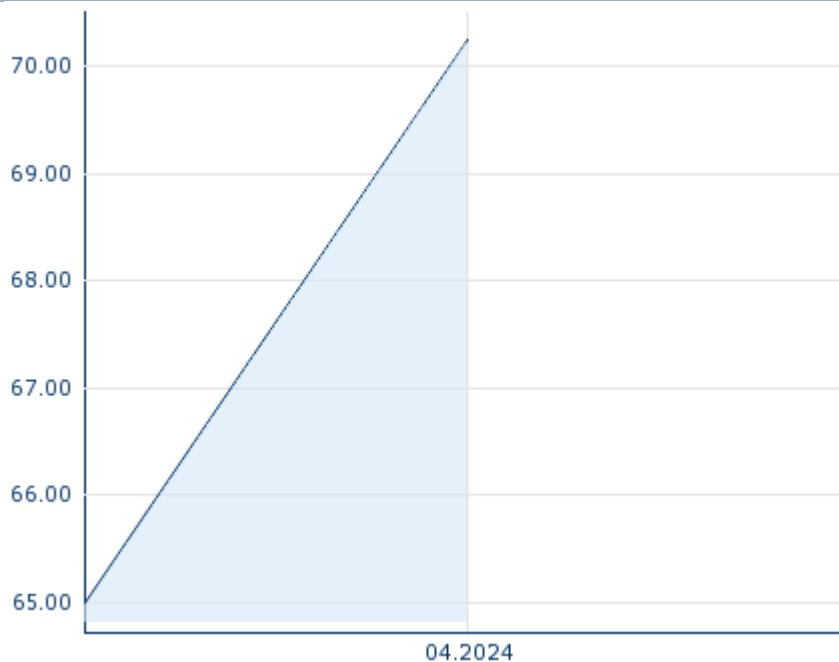
## Market data

Bid (Bid size)	68.62 EUR (170)
Ask (Ask size)	69.38 EUR (170)
Open	70.25 EUR
High	70.25 EUR
Low	70.25 EUR
Close (prev. day)	65.00 EUR
VWAP	-
Volume (pcs)	15
Trading volume	1,054.00
Number of trades	1
Last size	15

## Performance and Risk

	6m	1Y	3Y
Perf (%)	-	-	-
Perf (abs.)	-	-	-
Beta	0.45	0.54	0.90
Volatility	-	-	-

5Y



Information about previous performance does not guarantee future performance.  
Source: FactSet

## Price data

Ø price 5 days   Ø volume 5 days (pcs.)	- EUR (-)
Ø price 30 days   Ø volume 30 days (pcs.)	- EUR (-)
Ø price 100 days   Ø volume 100 days (pcs.)	- EUR (-)
Ø price 250 days   Ø volume 250 days (pcs.)	- EUR (-)
YTD High   date	- EUR (-)
YTD Low   date	- EUR (-)
52 Weeks High   date	- EUR (-)
52 Weeks Low   date	- EUR (-)

## All listings for AMERICAN INTERNATIONAL GROUP INC.

Exchange	Date	Time	Price	Trading volume (mio.)	Number of trades
Xetra	2024/07/19	14:25	71.56 EUR	0.01	4
Vienna Stock Exchange	2024/07/19	17:32	69.03 EUR	0.00	5
Tradegate	2024/07/19	22:26	68.41 EUR	0.06	9
Stuttgart	2024/07/19	08:06	71.04 EUR	0.00	3
SIX Swiss Exchange	2019/	05:55	53.13 USD	0.00	1

	06/13					
SIX Swiss Exchange	2019/ 06/28	17:35	52.28 CHF	0.00		1
NYSE	2024/ 07/19	22:00	74.42 USD	530.17		66,498
Munich	2024/ 07/19	08:03	71.62 EUR	0.00		2
London Stock Exchange	2024/ 07/15	16:18	77.70 USD	0.00		1
Hanover	2024/ 07/19	08:02	71.48 EUR	0.00		3
Hamburg	2024/ 07/19	08:02	71.48 EUR	0.00		3
Frankfurt	2024/ 07/19	13:26	71.44 EUR	0.00		1
Euronext Milan MTF Trading After Hours	2024/ 04/10	19:01	70.25 EUR	0.00		1
Euronext Milan MTF Global Equity Market	2024/ 07/19	17:44	69.21 EUR	0.00		1
Duesseldorf	2024/ 07/19	19:30	68.15 EUR	0.00		7
Berlin	2024/ 07/19	08:08	71.05 EUR	0.00		3

## Company profile

### Company Logo



### Contact Details

AMERICAN INTERNATIONAL GROUP INC.

--

1271 Avenue of the Americas, floor 41 -  
10020-1304 New York

Telefon: +1-212-770-7000

Fax: +1-212-943-1125

E-mail: [media@aig.com](mailto:media@aig.com)

### PDF Downloads

Company report: AMERICAN  
INTERNATIONAL GROUP INC. 

### Company Profile

American International Group, Inc. engages in the provision of property casualty insurance, life insurance, retirement products, and other financial services to commercial and individual customers. It operates through the following segments: General Insurance, Life and Retirement, and Other Operations. The General Insurance segment consists of insurance businesses in North America and International business areas. The Life and Retirement segment includes Individual Retirement, Group Retirement, Life Insurance, and Institutional Markets. The Other Operations segment covers income from assets held by the company and other corporate subsidiaries. The company was founded by Cornelius Vander Starr in 1919 and is headquartered in New York, NY.

### Members of Management Board

Diana Murphy	Member of Board of Directors
James Cole	Member of Board of Directors
James Dunne	Member of Board of Directors
John Inglis	Member of Board of Directors
John Rice	Member of Board of Directors
Linda Mills	Member of Board of Directors
Paola Bergamaschi	Member of Board of Directors
Peter Porrino	Member of Board of Directors
Vanessa Wittman	Member of Board of Directors
Peter Zaffino	Chairman of Managing Board
Claude Wade	Member of Executive Committee
Ed Dandridge	Member of Executive Committee
Rose Marie Glazer	Member of Executive Committee
Roshan Navagamuwa	Member of Executive Committee
Sabra Purtill	Member of Executive Committee
Ted Devine	Member of Executive Committee
Tom Bolt	Member of Executive Committee