

GENERAL MOTORS CORP

ISIN: US37045V1008 WKN: 37045V100

Overview

2024/06/28 19:53:34

Price
42.945 EURDifference ▲ 1.15% (0.49)

General attributes

ISIN US37045V1008

Symbol GM

Exchange Euronext Milan MTF Trading
After Hours

Currency EUR

Sector Automotive

Security type Stock

Market cap (m) 45,698 EUR

Benchmark S&P 500

Market data

Bid (Bid size) 40.37 EUR (302)

Ask (Ask size) 40.81 EUR (302)

Open 42.945 EUR

High 42.945 EUR

Low 42.945 EUR

Close (prev. day) 42.455 EUR

VWAP -

Volume (pcs) 10

Trading volume 429.00

Number of trades 1


Last size 10

Futures and Options

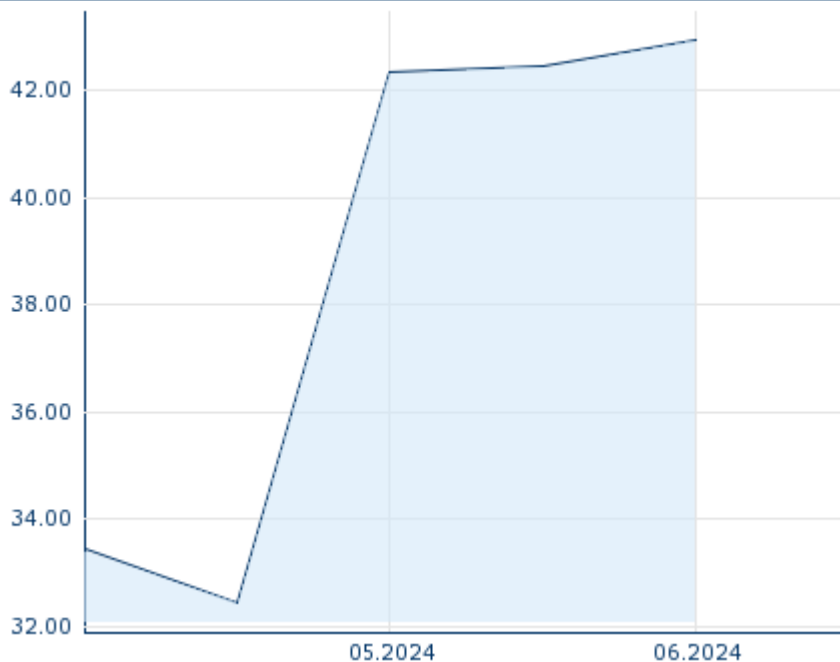
Related Futures -

Related Options -

PDF Downloads

Company report: GENERAL MOTORS
CORP 

5Y

Information about previous performance does not guarantee future performance.
Source: FactSet

Recent research

| on instrument | on sector | on market | |
|---------------|---|-----------------------|---|
| Date | | Headline | Download |
| 2024/07/24 |  | Global Equity Ratings |  |
| 2024/07/12 |  | Global Equity Ratings |  |
| 2024/06/21 |  | Global Equity Ratings |  |
| 2024/06/14 |  | Global Equity Ratings |  |
| 2024/05/29 |  | Global Equity Ratings |  |

Details

2024/06/28 19:53:34

Price

42.945 EUR

Difference ▲ 1.15% (0.49)

General attributes

ISIN US37045V1008

Symbol GM

Exchange Euronext Milan MTF Trading
After Hours

Currency EUR

Sector Automotive

Security type Stock

Market cap (m) 45,698 EUR

Benchmark S&P 500

Market data

Bid (Bid size) 40.37 EUR (302)

Ask (Ask size) 40.81 EUR (302)

Open 42.945 EUR

High 42.945 EUR

Low 42.945 EUR

Close (prev. day) 42.455 EUR

VWAP -

Volume (pcs) 10

Trading volume 429.00

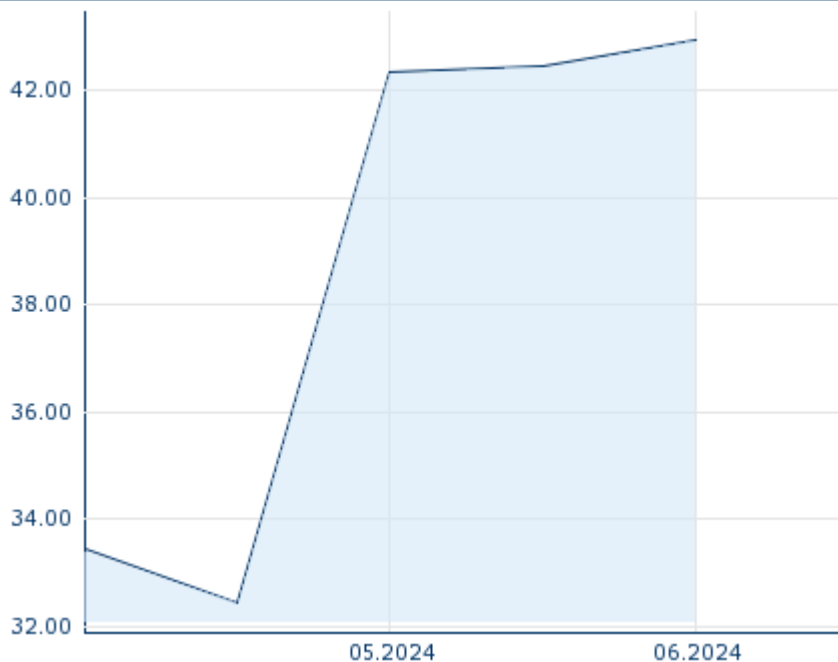
Number of trades 1

Last size 10

Performance and Risk

| | 6m | 1Y | 3Y |
|-------------|------|------|------|
| Perf (%) | - | - | - |
| Perf (abs.) | - | - | - |
| Beta | 0.65 | 0.89 | 1.30 |
| Volatility | - | - | - |

5Y



Information about previous performance does not guarantee future performance.
Source: FactSet

Price data

Ø price 5 days | Ø volume 5 days (pcs.) - EUR (-)

Ø price 30 days | Ø volume 30 days (pcs.) - EUR (-)

Ø price 100 days | Ø volume 100 days (pcs.) - EUR (-)

Ø price 250 days | Ø volume 250 days (pcs.) - EUR (-)

YTD High | date - EUR (-)

YTD Low | date - EUR (-)

52 Weeks High | date - EUR (-)

52 Weeks Low | date - EUR (-)

Arbitrage views

| Exchange ⊕ | Date | Time | Price | Trading volume (mio.) | Number of trades |
|-------------------------|------------|-------|------------|-----------------------|------------------|
| Xetra | 2024/07/26 | 15:35 | 41.01 EUR | 0.03 | 18 |
| Vienna Stock Exchange | 2024/07/26 | 17:32 | 40.385 EUR | 0.01 | 12 |
| Tradegate | 2024/07/26 | 22:26 | 40.63 EUR | 0.26 | 19 |
| Stuttgart | 2024/07/26 | 14:18 | 40.95 EUR | 0.00 | 4 |
| SIX Swiss Exchange | 2019/ | 17:35 | 38.24 USD | 0.00 | 1 |

| | | | | | | |
|--|----------------|-------|------------|--------|--|---------|
| | 06/28 | | | | | |
| SIX Swiss Exchange | 2022/ 11/16 | 17:36 | 40.00 CHF | 0.00 | | 1 |
| NYSE | 2024/ 07/26 | 22:00 | 44.12 USD | 811.69 | | 127,064 |
| Munich | 2024/ 07/26 | 08:00 | 40.735 EUR | 0.00 | | 2 |
| London Stock Exchange | 2024/ 07/26 | 17:35 | 43.70 USD | 0.01 | | 4 |
| Hanover | 2024/ 07/26 | 08:01 | 40.74 EUR | 0.00 | | 3 |
| Hamburg | 2024/ 07/26 | 09:11 | 40.73 EUR | 0.00 | | 2 |
| Frankfurt | 2024/ 07/26 | 12:15 | 40.945 EUR | 0.00 | | 1 |
| Euronext Milan MTF Trading After Hours | 2024/ 06/28 | 19:53 | 42.945 EUR | 0.00 | | 1 |
| Euronext Milan MTF Global Equity Market | 2024/ 07/26 | 17:44 | 40.265 EUR | 0.01 | | 3 |
| Duesseldorf | 2024/ 07/26 | 19:30 | 40.62 EUR | 0.00 | | 7 |
| Berlin | 2024/ 07/26 | 08:02 | 40.735 EUR | 0.00 | | 3 |

Company profile

Company Logo



Contact Details

GENERAL MOTORS CO.

--

300 Renaissance Center - 48265-3000
Detroit

Telefon: +1-313-667-1500

Fax: +

E-mail: -

PDF Downloads

Company report: GENERAL MOTORS CORP 

Company Profile

General Motors Co. engages in the designing, manufacturing, and selling of trucks, crossovers, cars, and automobile parts, and in providing software-enabled services and subscriptions. It operates through the following segments: GMNA, GMI, Cruise, and GM Financial. The company was founded by William C. Durant on September 16, 1908 and is headquartered in Detroit, MI.

Members of Management Board

| | |
|----------------------|-------------------------------|
| Jan Tighe | Member of Board of Directors |
| Devin Wenig | Member of Board of Directors |
| Joanne Crevoiserat | Member of Board of Directors |
| Jonathan McNeill | Member of Board of Directors |
| Joseph Jimenez | Member of Board of Directors |
| Judith Miscik | Member of Board of Directors |
| Linda Gooden | Member of Board of Directors |
| Mark Tatum | Member of Board of Directors |
| Patricia Russo | Member of Board of Directors |
| Thomas Schoewe | Member of Board of Directors |
| Wesley Bush | Member of Board of Directors |
| Mary T. Barra | Chairman of Managing Board |
| Aaron Feinberg | Member of Executive Committee |
| Arden Hoffman | Member of Executive Committee |
| Christopher T. Hatto | Member of Executive Committee |
| Craig Glidden | Member of Executive Committee |
| Daniel E. Berce | Member of Executive Committee |
| Gerald Johnson | Member of Executive Committee |
| Julian Blissett | Member of Executive Committee |
| Lin-Hua Wu | Member of Executive Committee |
| Mark Reuss | Member of Executive Committee |
| Mike Abbott | Member of Executive |

| | |
|---------------|-------------------------------|
| | Committee |
| Norm de Greve | Member of Executive Committee |
| Paul Jacobson | Member of Executive Committee |
| Rory Harvey | Member of Executive Committee |