

T. ROWE PRICE GROUP INC.

ISIN: **US74144T1088** WKN: **74144T108**

Overview

2024/02/07 19:11:53

Price
101.78 EURDifference  -1.18% (-1.22)

General attributes

ISIN	US74144T1088
Symbol	TROW
Exchange	Euronext Milan MTF Trading After Hours
Currency	EUR
Sector	Financial
Security type	Stock
Market cap (m)	24,116 EUR
Benchmark	S&P 500


Market data

Bid (Bid size)	107.56 EUR (110)
Ask (Ask size)	108.80 EUR (110)
Open	101.78 EUR
High	101.78 EUR
Low	101.78 EUR
Close (prev. day)	103.00 EUR
VWAP	-
Volume (pcs)	20
Trading volume	2,036.00
Number of trades	1
Last size	20

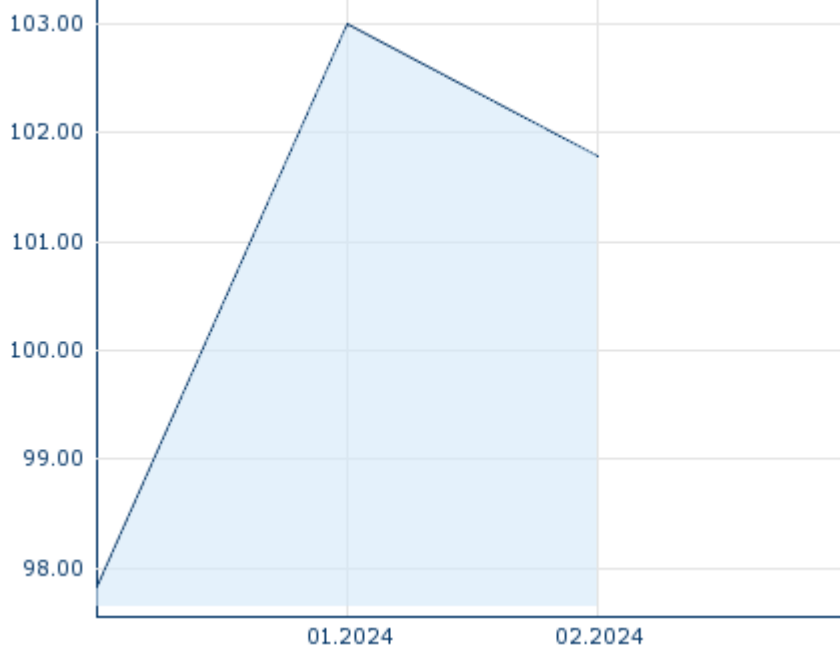
Futures and Options

Related Futures	15
Related Options	-

PDF Downloads

Company report: T. ROWE PRICE
GROUP INC. 

5Y

Information about previous performance does not guarantee future performance.
Source: FactSet

Recent research

on sector		on market	
Date	Headline	Download	
2024/07/18	 Akciové trhy - denní zpráva		
2024/07/17	 Akciové trhy - denní zpráva		
2024/07/16	 Akciové trhy - denní zpráva		
2024/07/15	 Akciové trhy - denní zpráva		
2024/07/12	 Global Equity Ratings		

Details

2024/02/07 19:11:53

Price

101.78 EUR

Difference ▼ -1.18% (-1.22)

General attributes

ISIN	US74144T1088
Symbol	TROW
Exchange	Euronext Milan MTF Trading After Hours
Currency	EUR
Sector	Financial
Security type	Stock
Market cap (m)	24,116 EUR
Benchmark	S&P 500

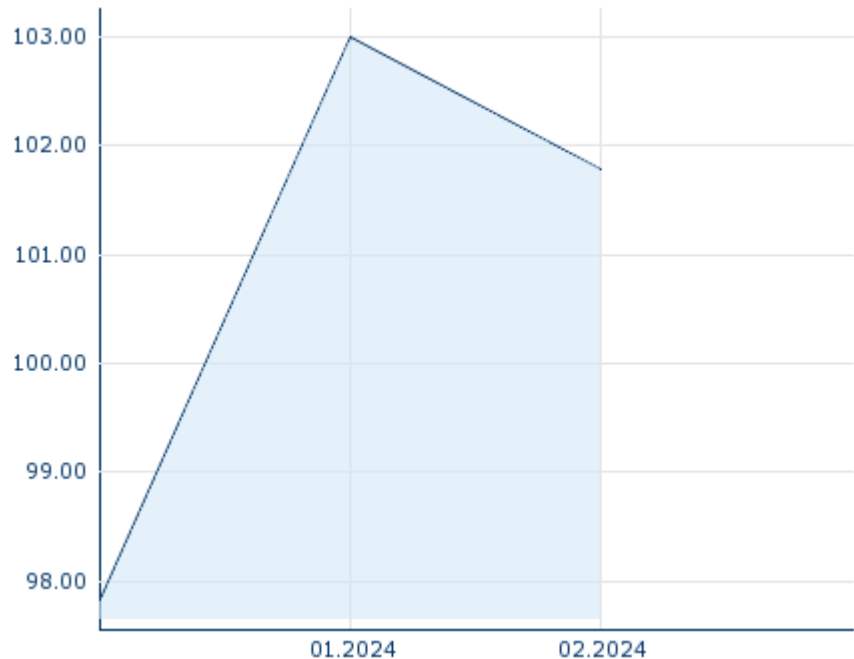
Market data

Bid (Bid size)	107.56 EUR (110)
Ask (Ask size)	108.80 EUR (110)
Open	101.78 EUR
High	101.78 EUR
Low	101.78 EUR
Close (prev. day)	103.00 EUR
VWAP	-
Volume (pcs)	20
Trading volume	2,036.00
Number of trades	1
Last size	20

Performance and Risk

	6m	1Y	3Y
Perf (%)	-	-	-
Perf (abs.)	-	-	-
Beta	1.18	1.36	1.46
Volatility	-	-	-

5Y



Information about previous performance does not guarantee future performance.
Source: FactSet

Price data

Ø price 5 days Ø volume 5 days (pcs.)	- EUR (-)
Ø price 30 days Ø volume 30 days (pcs.)	- EUR (-)
Ø price 100 days Ø volume 100 days (pcs.)	- EUR (-)
Ø price 250 days Ø volume 250 days (pcs.)	- EUR (-)
YTD High date	- EUR (-)
YTD Low date	- EUR (-)
52 Weeks High date	- EUR (-)
52 Weeks Low date	- EUR (-)

Arbitrage views

Exchange	Date	Time	Price	Trading volume (mio.)	Number of trades
Xetra	2024/07/17	17:35	109.12 EUR	0.00	2
Vienna Stock Exchange	2024/07/18	11:00	108.72 EUR	0.00	2
Tradegate	2024/07/18	11:05	108.02 EUR	0.01	7
Stuttgart	2024/07/18	08:08	108.02 EUR	0.00	1
Nasdaq	2024/	22:00	118.15 USD	151.90	23,122

	07/17						
Munich	2024/ 07/18	08:00	108.02	EUR	0.00		1
London Stock Exchange	2023/ 09/07	15:52	109.37	USD	0.00		1
Hanover	2024/ 07/18	08:00	108.02	EUR	0.00		1
Frankfurt	2024/ 07/18	08:02	108.02	EUR	0.00		1
Euronext Milan MTF Trading After Hours	2024/ 02/07	19:11	101.78	EUR	0.00		1
Euronext Milan MTF Global Equity Market	2024/ 07/17	17:44	108.82	EUR	0.00		1
Duesseldorf	2024/ 07/18	08:10	108.00	EUR	0.00		1
Berlin	2024/ 07/18	08:13	108.02	EUR	0.00		1

Company profile

Company Logo

T.RowePrice®

Contact Details

T. ROWE PRICE GROUP INC.

--

100 East Pratt Street - 21202 Baltimore

Telefon: +1-410-345-2000

Fax: +

E-mail: info@troweprice.com

PDF Downloads

Company report: T. ROWE PRICE GROUP INC.



Company Profile

T. Rowe Price Group, Inc. engages in the provision of investment management services. The company was founded by Thomas Rowe Price Jr. in 1937 and is headquartered in Baltimore, MD.

Members of Management Board

Alan Wilson	Member of Board of Directors
Cynthia Smith	Member of Board of Directors
Dina Dublon	Member of Board of Directors
Eileen Rominger	Member of Board of Directors
Glenn August	Member of Board of Directors
Mark Bartlett	Member of Board of Directors
Robert MacLellan	Member of Board of Directors
Robert Stevens	Member of Board of Directors
Sandra Wijnberg	Member of Board of Directors
William Donnelly	Member of Board of Directors
Robert W. Sharps	Chairman of Managing Board
Glenn R. August	Member of Executive Committee
Jen Dardis	Member of Executive Committee
Kimberly Johnson	Member of Executive Committee