

## CLEANSPARK INC COM USD0.001(PST REV SPLIT)

ISIN: **US18452B2097** WKN: **18452B209**

## Overview

2024/08/16 22:26:56

Price  
10.755 EURDifference  4.11% (0.43)

## General attributes

|                |              |
|----------------|--------------|
| ISIN           | US18452B2097 |
| Symbol         | CLSK         |
| Exchange       | Tradegate    |
| Currency       | EUR          |
| Sector         | -            |
| Security type  | Stock        |
| Market cap (m) | 2,677 EUR    |
| Benchmark      | S&P 500      |

## Market data

|                   |                 |
|-------------------|-----------------|
| Bid (Bid size)    | 10.70 EUR (250) |
| Ask (Ask size)    | 10.79 EUR (250) |
| Open              | 10.445 EUR      |
| High              | 10.885 EUR      |
| Low               | 10.22 EUR       |
| Close (prev. day) | 10.33 EUR       |
| VWAP              | 10.51959 EUR    |
| Volume (pcs)      | 66,614          |
| Trading volume    | 700,752.26      |
| Number of trades  | 54              |
| Last size         | 100             |

## Futures and Options









|                 |   |
|-----------------|---|
| Related Futures | - |
| Related Options | - |

5Y



Information about previous performance does not guarantee future performance.  
Source: FactSet

## Recent research

| on market  |   |                         |   |
|------------|---|-------------------------|---|
| Date       |   | Headline                | Download  |
| 2024/08/12 |  | Global Equity Ratings   |  |
| 2024/07/24 |  | Global Equity Ratings   |  |
| 2024/07/12 |  | Global Equity Ratings   |  |
| 2024/07/03 |  | Global Strategy 3Q 2024 |  |
| 2024/06/21 |  | Global Equity Ratings   |  |

## Details

2024/08/16 22:26:56

**Price**  
10.755 EUR

**Difference** ▲ 4.11% (0.43)

### General attributes

|                |              |
|----------------|--------------|
| ISIN           | US18452B2097 |
| Symbol         | CLSK         |
| Exchange       | Tradegate    |
| Currency       | EUR          |
| Sector         | -            |
| Security type  | Stock        |
| Market cap (m) | 2,677 EUR    |
| Benchmark      | S&P 500      |

### Market data

|                   |                 |
|-------------------|-----------------|
| Bid (Bid size)    | 10.70 EUR (250) |
| Ask (Ask size)    | 10.79 EUR (250) |
| Open              | 10.445 EUR      |
| High              | 10.885 EUR      |
| Low               | 10.22 EUR       |
| Close (prev. day) | 10.33 EUR       |
| VWAP              | 10.51959 EUR    |
| Volume (pcs)      | 66,614          |
| Trading volume    | 700,752.26      |
| Number of trades  | 54              |
| Last size         | 100             |

### Performance and Risk

|             | 6m      | 1Y   | 3Y   |
|-------------|---------|------|------|
| Perf (%)    | -35.06% | -    | -    |
| Perf (abs.) | -5.82   | -    | -    |
| Beta        | 3.40    | 3.49 | 2.91 |
| Volatility  | 111.21  | -    | -    |

5Y



Information about previous performance does not guarantee future performance.  
Source: FactSet

### Price data

|   |                         |
|---|-------------------------|
| Ø price 5 days   Ø volume 5 days (pcs.)     | 10.274 EUR (55,581)     |
| Ø price 30 days   Ø volume 30 days (pcs.)   | 13.667 EUR (72,300)     |
| Ø price 100 days   Ø volume 100 days (pcs.) | 15.142 EUR (72,857)     |
| Ø price 250 days   Ø volume 250 days (pcs.) | - EUR (-)               |
| YTD High   date                             | 22.600 EUR (2024/03/27) |
| YTD Low   date                              | 5.880 EUR (2024/01/19)  |
| 52 Weeks High   date                        | - EUR (-)               |
| 52 Weeks Low   date                         | - EUR (-)               |

### Arbitrage views

| Exchange  | Date       | Time  | Price      | Trading volume (mio.) | Number of trades |
|-----------|------------|-------|------------|-----------------------|------------------|
| Tradegate | 2024/08/16 | 22:26 | 10.755 EUR | 0.70                  | 54               |
| Stuttgart | 2024/08/16 | 21:30 | 10.84 EUR  | 0.01                  | 5                |
| Nasdaq    | 2024/08/16 | 22:00 | 11.84 USD  | 253.96                | 82,791           |
| Munich    | 2024/08/16 | 08:08 | 10.505 EUR | 0.00                  | 2                |
| Frankfurt | 2024/08/16 | 15:29 | 10.115 EUR | 0.00                  | 5                |

|             |                |       |            |      |  |    |  |
|-------------|----------------|-------|------------|------|--|----|--|
|             | 16             |       |            |      |  |    |  |
| Duesseldorf | 2024/08/<br>16 | 19:30 | 10.535 EUR | 0.00 |  | 6  |  |
| Berlin      | 2024/08/<br>16 | 20:08 | 10.59 EUR  | 0.00 |  | 13 |  |

## Company profile

### Company Logo

### Company Profile

#### Contact Details

CLEANSARK INC

--

----

Telefon: -

Fax: -

E-mail: -