

(TVOD) - EUX/C8

2024/07/26 18:44:48

Price
78.6403 GBP

Difference  1.42% (1.10)

General attributes

Symbol	TVODC8
Exchange	Eurex
Currency	GBP
Security type	Future
Underlying	VODAFONE GROUP PLC
Maturity	12-2025
Contract size	100

Market data

Bid (Bid size)	- GBP (-)
Ask (Ask size)	- GBP (-)
Open	78.6403 GBP
High	78.6403 GBP
Low	78.6403 GBP
Close (prev. day)	77.5415 GBP
Underlying	VODAFONE GROUP PLC
Underlying price (date)	73.22 (24/07/26)
Settlement price (date)	78.64 (24/07/26)
Open Interest	0

Performance and Risk

	6m	1Y	3Y
Perf (%)	+6.02%	-	-
Perf (abs.)	+4.46	-	-
Beta	-	-	-
Volatility	32.14	-	-

Futures and Options

Related Futures	-
Related Options	-

5Y






Information about previous performance does not guarantee future performance.
Source: FactSet

Price data

Ø price 5 days Ø volume 5 days (pcs.)	77.0155 GBP (0)
Ø price 30 days Ø volume 30 days (pcs.)	- GBP (-)
Ø price 100 days Ø volume 100 days (pcs.)	73.8529 GBP (0)
Ø price 250 days Ø volume 250 days (pcs.)	- GBP (-)
YTD High date	78.6403 GBP (2024/07/26)
YTD Low date	66.2196 GBP (2024/02/09)
52 Weeks High date	- GBP (-)
52 Weeks Low date	- GBP (-)

Recent Research

on underlying		on sector	
Date		Headline	Download
2022/12/19		Global Equity Ratings	
2022/11/28		Global Equity Ratings	
2022/11/18		Global Equity Ratings	
2022/10/31		Global Equity Ratings	
2022/10/05		Global Equity Ratings	