

(TVOD) - EUX/C7

2024/04/30 19:06:57

Price
70.0601 GBP

Difference  -3.24% (-2.35)

General attributes

Symbol	TVODC7
Exchange	Eurex
Currency	GBP
Security type	Future
Underlying	VODAFONE GROUP PLC
Maturity	06-2025
Contract size	100

Market data

Bid (Bid size)	- GBp (-)
Ask (Ask size)	- GBp (-)
Open	70.0601 GBp
High	70.0601 GBp
Low	70.0601 GBp
Close (prev. day)	72.4056 GBp
Underlying	VODAFONE GROUP PLC
Underlying price (date)	70.76 (24/05/13)
Settlement price (date)	71.68 (24/05/10)
Open Interest	0

Performance and Risk

	6m	1Y	3Y
Perf (%)	-3.51%	-	-
Perf (abs.)	-2.55	-	-
Beta	-	-	-
Volatility	27.38	-	-

Futures and Options

Related Futures	-
Related Options	-








Information about previous performance does not guarantee future performance.
Source: FactSet

Price data

Ø price 5 days Ø volume 5 days (pcs.)	71.4468 GBp (0)
Ø price 30 days Ø volume 30 days (pcs.)	70.8948 GBp (0)
Ø price 100 days Ø volume 100 days (pcs.)	71.0576 GBp (0)
Ø price 250 days Ø volume 250 days (pcs.)	- GBp (-)
YTD High date	74.0951 GBp (2024/01/26)
YTD Low date	66.1417 GBp (2024/02/09)
52 Weeks High date	- GBp (-)
52 Weeks Low date	- GBp (-)

Recent Research

on underlying		on sector	
Date		Headline	Download
2022/12/19		Global Equity Ratings	
2022/11/28		Global Equity Ratings	
2022/11/18		Global Equity Ratings	
2022/10/31		Global Equity Ratings	
2022/10/05		Global Equity Ratings	