

# (TVOD) - EUX/C5

2024/04/30 19:06:57

Price  
**69.9335** GBP

Difference  -3.24% (-2.34)

### General attributes

Symbol	TVODC5
Exchange	Eurex
Currency	GBP
Security type	Future
Underlying	VODAFONE GROUP PLC
Maturity	12-2024
Contract size	100

### Market data

Bid (Bid size)	- GBP (-)
Ask (Ask size)	- GBP (-)
Open	69.9335 GBP
High	69.9335 GBP
Low	69.9335 GBP
Close (prev. day)	72.2752 GBP
Underlying	VODAFONE GROUP PLC
Underlying price (date)	69.40 (24/05/10)
Settlement price (date)	71.56 (24/05/10)
Open Interest	0

### Performance and Risk

	6m	1Y	3Y
Perf (%)	-4.94%	-	-
Perf (abs.)	-3.63	-	-
Beta	-	-	-
Volatility	26.82	-	-

### Futures and Options

Related Futures	-
Related Options	-

5Y












Information about previous performance does not guarantee future performance.  
Source: FactSet

### Price data

Ø price 5 days   Ø volume 5 days (pcs.)	71.3148 GBP (0)
Ø price 30 days   Ø volume 30 days (pcs.)	70.8020 GBP (0)
Ø price 100 days   Ø volume 100 days (pcs.)	70.9414 GBP (0)
Ø price 250 days   Ø volume 250 days (pcs.)	- GBP (-)
YTD High   date	73.9615 GBP (2024/01/26)
YTD Low   date	66.0208 GBP (2024/02/09)
52 Weeks High   date	- GBP (-)
52 Weeks Low   date	- GBP (-)

### Recent Research

on underlying		on sector	
Date		Headline	Download
2022/12/19		Global Equity Ratings	
2022/11/28		Global Equity Ratings	
2022/11/18		Global Equity Ratings	
2022/10/31		Global Equity Ratings	
2022/10/05		Global Equity Ratings	