

(TVOD) - EUX/C5

2024/04/30 19:06:57

Price
69.9335 GBP

Difference  -3.24% (-2.34)

General attributes

Symbol	TVODC5
Exchange	Eurex
Currency	GBP
Security type	Future
Underlying	VODAFONE GROUP PLC
Maturity	12-2024
Contract size	100

Market data

Bid (Bid size)	- GBP (-)
Ask (Ask size)	- GBP (-)
Open	69.9335 GBP
High	69.9335 GBP
Low	69.9335 GBP
Close (prev. day)	72.2752 GBP
Underlying	VODAFONE GROUP PLC
Underlying price (date)	76.539 (24/05/21)
Settlement price (date)	79.30 (24/05/20)
Open Interest	0

Performance and Risk

	6m	1Y	3Y
Perf (%)	-4.94%	-	-
Perf (abs.)	-3.63	-	-
Beta	-	-	-
Volatility	26.82	-	-

Futures and Options

Related Futures	-
Related Options	-

5Y












Information about previous performance does not guarantee future performance.
Source: FactSet

Price data

Ø price 5 days Ø volume 5 days (pcs.)	71.3148 GBP (0)
Ø price 30 days Ø volume 30 days (pcs.)	70.8020 GBP (0)
Ø price 100 days Ø volume 100 days (pcs.)	70.9414 GBP (0)
Ø price 250 days Ø volume 250 days (pcs.)	- GBP (-)
YTD High date	73.9615 GBP (2024/01/26)
YTD Low date	66.0208 GBP (2024/02/09)
52 Weeks High date	- GBP (-)
52 Weeks Low date	- GBP (-)

Recent Research

on underlying		on sector	
Date		Headline	Download
2022/12/19		Global Equity Ratings	
2022/11/28		Global Equity Ratings	
2022/11/18		Global Equity Ratings	
2022/10/31		Global Equity Ratings	
2022/10/05		Global Equity Ratings	