

(THSB) - EUX/C4

2024/07/26 18:44:41

Price
707.1105 GBP

Difference  0.59% (4.12)

General attributes

Symbol	THSBC4
Exchange	Eurex
Currency	GBP
Security type	Future
Underlying	HSBC HOLDINGS PLC
Maturity	12-2024
Contract size	100

Market data

Bid (Bid size)	- GBP (-)
Ask (Ask size)	- GBP (-)
Open	707.1105 GBP
High	707.1105 GBP
Low	707.1105 GBP
Close (prev. day)	702.9917 GBP
Underlying	HSBC HOLDINGS PLC
Underlying price (date)	665.20 (24/07/26)
Settlement price (date)	707.11 (24/07/26)
Open Interest	0

Performance and Risk

	6m	1Y	3Y
Perf (%)	+12.92%	-	-
Perf (abs.)	+80.90	-	-
Beta	-	-	-
Volatility	23.75	-	-

Futures and Options

Related Futures	-
Related Options	-












Information about previous performance does not guarantee future performance.
 Source: FactSet

Price data

Ø price 5 days Ø volume 5 days (pcs.)	706.9023 GBP (0)
Ø price 30 days Ø volume 30 days (pcs.)	715.4804 GBP (0)
Ø price 100 days Ø volume 100 days (pcs.)	680.5965 GBP (0)
Ø price 250 days Ø volume 250 days (pcs.)	- GBP (-)
YTD High date	741.8246 GBP (2024/06/20)
YTD Low date	596.7068 GBP (2024/02/21)
52 Weeks High date	- GBP (-)
52 Weeks Low date	- GBP (-)

Recent Research

on underlying		on sector	
Date		Headline	Download
2024/07/24		Global Equity Ratings	
2024/07/12		Global Equity Ratings	
2024/06/21		Global Equity Ratings	
2024/06/14		Global Equity Ratings	
2024/05/29		Global Equity Ratings	