

(TGSK) - EUX/C1

2024/05/06 13:15:46

Price
1,737.5354 GBP

Difference  0.00% (0.00)

General attributes

| | |
|---------------|---------|
| Symbol | TGSKC1 |
| Exchange | Eurex |
| Currency | GBP |
| Security type | Future |
| Underlying | GSK PLC |
| Maturity | 05-2024 |
| Contract size | 100 |

Market data

| | |
|-------------------------|---------------------|
| Bid (Bid size) | - GBP (-) |
| Ask (Ask size) | - GBP (-) |
| Open | 1,737.5354 GBP |
| High | 1,737.5354 GBP |
| Low | 1,737.5354 GBP |
| Close (prev. day) | 1,737.5354 GBP |
| Underlying | GSK PLC |
| Underlying price (date) | 1,795.50 (24/05/10) |
| Settlement price (date) | 1,782.88 (24/05/09) |
| Open Interest | 0 |

Performance and Risk

| | 6m | 1Y | 3Y |
|-------------|---------|----|----|
| Perf (%) | +22.60% | - | - |
| Perf (abs.) | +320.29 | - | - |
| Beta | - | - | - |
| Volatility | 17.47 | - | - |

Futures and Options

| | |
|-----------------|---|
| Related Futures | - |
| Related Options | - |













Information about previous performance does not guarantee future performance.
Source: FactSet

Price data

| | |
|---|-----------------------------|
| Ø price 5 days Ø volume 5 days (pcs.) | 1,721.4667 GBP (0) |
| Ø price 30 days Ø volume 30 days (pcs.) | 1,663.5618 GBP (0) |
| Ø price 100 days Ø volume 100 days (pcs.) | 1,622.6616 GBP (0) |
| Ø price 250 days Ø volume 250 days (pcs.) | - GBP (-) |
| YTD High date | 1,737.5354 GBP (2024/05/03) |
| YTD Low date | 1,496.4424 GBP (2024/01/02) |
| 52 Weeks High date | - GBP (-) |
| 52 Weeks Low date | - GBP (-) |

Recent Research

| on sector | | | |
|------------|---|-----------------------|---|
| Date | | Headline | Download |
| 2024/04/26 |  | Global Equity Ratings |  |
| 2024/04/03 |  | Global Equity Ratings |  |
| 2024/03/13 |  | Global Equity Ratings |  |
| 2024/02/22 |  | Global Equity Ratings |  |
| 2024/02/14 |  | Global Equity Ratings |  |