

(THSB) - EUX/C2

2024/08/30 18:50:46

Price
712.4399 GBP

Difference  0.82% (5.80)

General attributes

Symbol	THSBC2
Exchange	Eurex
Currency	GBP
Security type	Future
Underlying	HSBC HOLDINGS PLC
Maturity	10-2024
Contract size	100

Market data

Bid (Bid size)	- GBP (-)
Ask (Ask size)	- GBP (-)
Open	712.4399 GBP
High	712.4399 GBP
Low	712.4399 GBP
Close (prev. day)	706.6403 GBP
Underlying	HSBC HOLDINGS PLC
Underlying price (date)	666.70 (24/08/30)
Settlement price (date)	712.44 (24/08/30)
Open Interest	0

Performance and Risk

	6m	1Y	3Y
Perf (%)	+14.84%	-	-
Perf (abs.)	+92.04	-	-
Beta	-	-	-
Volatility	23.24	-	-

Futures and Options

Related Futures	-
Related Options	-






Information about previous performance does not guarantee future performance.
Source: FactSet

Price data

Ø price 5 days Ø volume 5 days (pcs.)	706.5898 GBP (0)
Ø price 30 days Ø volume 30 days (pcs.)	698.8437 GBP (0)
Ø price 100 days Ø volume 100 days (pcs.)	700.8387 GBP (0)
Ø price 250 days Ø volume 250 days (pcs.)	- GBP (-)
YTD High date	744.8741 GBP (2024/07/31)
YTD Low date	596.5645 GBP (2024/02/21)
52 Weeks High date	- GBP (-)
52 Weeks Low date	- GBP (-)

Recent Research

on underlying		on sector	
Date		Headline	Download
2024/08/12		Global Equity Ratings	
2024/07/24		Global Equity Ratings	
2024/07/12		Global Equity Ratings	
2024/06/21		Global Equity Ratings	
2024/06/14		Global Equity Ratings	