

CIE FINANCIÈRE RICHEMONT AG FUTURE (CFRL) - EUX/202411

2024/08/16 19:01:13

Price
131.0922 CHFDifference  -0.35% (-0.45)

General attributes

Symbol	CFRLX24
Exchange	Eurex
Currency	CHF
Security type	Future
Underlying	COMPAGNIE FINANCIERE RICHEMONT SA
Maturity	11-2024
Contract size	100

Market data

Bid (Bid size)	- CHF (-)
Ask (Ask size)	- CHF (-)
Open	131.0922 CHF
High	131.0922 CHF
Low	131.0922 CHF
Close (prev. day)	131.5465 CHF
Underlying	COMPAGNIE FINANCIERE RICHEMONT SA
Underlying price (date)	132.65 (24/08/16)
Settlement price (date)	131.09 (24/08/16)
Open Interest	275

Performance and Risk

	6m	1Y	3Y
Perf (%)	-2.97%	-	-
Perf (abs.)	-4.02	-	-
Beta	-	-	-
Volatility	24.14	-	-

Futures and Options

Related Futures	-
Related Options	-











Information about previous performance does not guarantee future performance.
Source: FactSet

Price data

Ø price 5 days Ø volume 5 days (pcs.)	127.6700 CHF (55)
Ø price 30 days Ø volume 30 days (pcs.)	131.7542 CHF (9)
Ø price 100 days Ø volume 100 days (pcs.)	135.2392 CHF (3)
Ø price 250 days Ø volume 250 days (pcs.)	- CHF (-)
YTD High date	148.7456 CHF (2024/06/07)
YTD Low date	104.3558 CHF (2024/01/17)
52 Weeks High date	- CHF (-)
52 Weeks Low date	- CHF (-)

Recent Research

on underlying	on sector	on market	
Date		Headline	Download
2024/08/12		Global Equity Ratings	
2024/07/24		Global Equity Ratings	
2024/07/12		Global Equity Ratings	
2024/06/21		Global Equity Ratings	
2024/06/14		Global Equity Ratings	