

CA IMMOBILIEN ANLAGEN AG FUTURE (CAIG) - EUX/202411

2024/10/18 19:07:05

Price
25.389 EURDifference  0.79% (0.20)

General attributes

Symbol	CAIGX24
Exchange	Eurex
Currency	EUR
Security type	Future
Underlying	CA IMMOBILIEN ANLAGEN AG
Maturity	11-2024
Contract size	100

Market data

Bid (Bid size)	- EUR (-)
Ask (Ask size)	- EUR (-)
Open	25.389 EUR
High	25.389 EUR
Low	25.389 EUR
Close (prev. day)	25.191 EUR
Underlying	CA IMMOBILIEN ANLAGEN AG
Underlying price (date)	25.32 (24/10/18)
Settlement price (date)	25.39 (24/10/18)
Open Interest	0

Performance and Risk

	6m	1Y	3Y
Perf (%)	-17.69%	-	-
Perf (abs.)	-5.46	-	-
Beta	-	-	-
Volatility	36.15	-	-

Futures and Options

Related Futures	-
Related Options	-










Information about previous performance does not guarantee future performance.
Source: FactSet

Price data

Ø price 5 days Ø volume 5 days (pcs.)	25.531 EUR (0)
Ø price 30 days Ø volume 30 days (pcs.)	26.120 EUR (0)
Ø price 100 days Ø volume 100 days (pcs.)	29.542 EUR (0)
Ø price 250 days Ø volume 250 days (pcs.)	30.511 EUR (0)
YTD High date	33.395 EUR (2024/08/28)
YTD Low date	21.990 EUR (2024/09/26)
52 Weeks High date	- EUR (-)
52 Weeks Low date	- EUR (-)

Recent Research

on sector		on market	
Date		Headline	Download
2024/09/27		Global Equity Ratings	
2024/09/11		Global Equity Ratings	
2024/09/05		Global Equity Ratings	
2024/08/12		Global Equity Ratings	
2024/07/24		Global Equity Ratings	