

# CA IMMOBILIEN ANLAGEN AG FUTURE (CAIG) - EUX/202411

2024/09/17 18:45:47

**Price**  
**26.3426** EUR

**Difference**  **-2.54% (-0.69)**

**General attributes**

|               |                          |
|---------------|--------------------------|
| Symbol        | CAIGX24                  |
| Exchange      | Eurex                    |
| Currency      | EUR                      |
| Security type | Future                   |
| Underlying    | CA IMMOBILIEN ANLAGEN AG |
| Maturity      | 11-2024                  |
| Contract size | 100                      |

**Market data**

|                         |                          |
|-------------------------|--------------------------|
| Bid (Bid size)          | - EUR (-)                |
| Ask (Ask size)          | - EUR (-)                |
| Open                    | 26.3426 EUR              |
| High                    | 26.3426 EUR              |
| Low                     | 26.3426 EUR              |
| Close (prev. day)       | 27.0297 EUR              |
| Underlying              | CA IMMOBILIEN ANLAGEN AG |
| Underlying price (date) | 25.62 (24/09/18)         |
| Settlement price (date) | 26.34 (24/09/17)         |
| Open Interest           | 0                        |



Information about previous performance does not guarantee future performance.  
Source: FactSet

**Performance and Risk**

|             | 6m      | 1Y | 3Y |
|-------------|---------|----|----|
| Perf (%)    | -18.31% | -  | -  |
| Perf (abs.) | -5.90   | -  | -  |
| Beta        | -       | -  | -  |
| Volatility  | 24.59   | -  | -  |










**Futures and Options**

|                 |   |
|-----------------|---|
| Related Futures | - |
| Related Options | - |

**Price data**

|   |                          |
|---|--------------------------|
| Ø price 5 days   Ø volume 5 days (pcs.)     | 27.5030 EUR (0)          |
| Ø price 30 days   Ø volume 30 days (pcs.)   | 30.7024 EUR (0)          |
| Ø price 100 days   Ø volume 100 days (pcs.) | 30.6161 EUR (0)          |
| Ø price 250 days   Ø volume 250 days (pcs.) | - EUR (-)                |
| YTD High   date                             | 33.3946 EUR (2024/08/28) |
| YTD Low   date                              | 26.3426 EUR (2024/09/17) |
| 52 Weeks High   date                        | - EUR (-)                |
| 52 Weeks Low   date                         | - EUR (-)                |

**Recent Research**

| on sector  |   | on market             |   |
|------------|---|-----------------------|---|
| Date       |   | Headline              | Download  |
| 2024/09/11 |  | Global Equity Ratings |  |
| 2024/09/05 |  | Global Equity Ratings |  |
| 2024/08/12 |  | Global Equity Ratings |  |
| 2024/07/24 |  | Global Equity Ratings |  |
| 2024/07/12 |  | Global Equity Ratings |  |