

CA IMMOBILIEN ANLAGEN AG FUTURE (CAIG) - EUX/202411

2024/08/20 18:50:27

Price
32.7359 EURDifference  -0.07% (-0.02)

General attributes

Symbol	CAIGX24
Exchange	Eurex
Currency	EUR
Security type	Future
Underlying	CA IMMOBILIEN ANLAGEN AG
Maturity	11-2024
Contract size	100

Market data

Bid (Bid size)	- EUR (-)
Ask (Ask size)	- EUR (-)
Open	32.7359 EUR
High	32.7359 EUR
Low	32.7359 EUR
Close (prev. day)	32.7594 EUR
Underlying	CA IMMOBILIEN ANLAGEN AG
Underlying price (date)	32.44 (24/08/20)
Settlement price (date)	32.74 (24/08/20)
Open Interest	0

Performance and Risk

	6m	1Y	3Y
Perf (%)	+8.69%	-	-
Perf (abs.)	+2.62	-	-
Beta	-	-	-
Volatility	16.24	-	-

Futures and Options

Related Futures	-
Related Options	-











5Y

Information about previous performance does not guarantee future performance.
Source: FactSet

Price data

Ø price 5 days Ø volume 5 days (pcs.)	32.6981 EUR (0)
Ø price 30 days Ø volume 30 days (pcs.)	31.4394 EUR (0)
Ø price 100 days Ø volume 100 days (pcs.)	30.8633 EUR (0)
Ø price 250 days Ø volume 250 days (pcs.)	- EUR (-)
YTD High date	32.8779 EUR (2024/01/02)
YTD Low date	29.1454 EUR (2024/06/17)
52 Weeks High date	- EUR (-)
52 Weeks Low date	- EUR (-)

Recent Research

on sector		on market	
Date		Headline	Download
2024/08/12		Global Equity Ratings	
2024/07/24		Global Equity Ratings	
2024/07/12		Global Equity Ratings	
2024/06/21		Global Equity Ratings	
2024/06/14		Global Equity Ratings	