

CONTINENTAL AG FUTURE (CONI) - EUX/202411

2024/08/07 18:43:05

Price
58.6872 EUR

Difference  6.83% (3.75)

General attributes

Symbol	CONIX24
Exchange	Eurex
Currency	EUR
Security type	Future
Underlying	CONTINENTAL AG
Maturity	11-2024
Contract size	100

Market data

Bid (Bid size)	- EUR (-)
Ask (Ask size)	- EUR (-)
Open	58.6872 EUR
High	58.6872 EUR
Low	58.6872 EUR
Close (prev. day)	54.9338 EUR
Underlying	CONTINENTAL AG
Underlying price (date)	58.08 (24/08/07)
Settlement price (date)	58.69 (24/08/07)
Open Interest	0

Performance and Risk

	6m	1Y	3Y
Perf (%)	-21.23%	-	-
Perf (abs.)	-15.82	-	-
Beta	-	-	-
Volatility	30.16	-	-

Futures and Options

Related Futures	-
Related Options	-

5Y












Information about previous performance does not guarantee future performance.
 Source: FactSet

Price data

Ø price 5 days Ø volume 5 days (pcs.)	55.5943 EUR (0)
Ø price 30 days Ø volume 30 days (pcs.)	57.6192 EUR (0)
Ø price 100 days Ø volume 100 days (pcs.)	61.2140 EUR (0)
Ø price 250 days Ø volume 250 days (pcs.)	- EUR (-)
YTD High date	78.5474 EUR (2024/01/02)
YTD Low date	53.3112 EUR (2024/07/02)
52 Weeks High date	- EUR (-)
52 Weeks Low date	- EUR (-)

Recent Research

on underlying	on sector	on market	
Date		Headline	Download
2022/05/04		Global Equity Ratings	
2022/04/27		Global Equity Ratings	
2022/04/14		Global Equity Ratings	
2022/03/29		Global Equity Ratings	
2022/03/10		Global Equity Ratings	