

# FORTIS INC. FUTURE (FTSF) - EUX/202411

2024/09/18 18:40:47

Price  
**45.0123** USD

Difference  -0.85% (-0.39)

### General attributes

Symbol	FTSFX24
Exchange	Eurex
Currency	USD
Security type	Future
Underlying	FORTIS INC.
Maturity	11-2024
Contract size	100

### Market data

Bid (Bid size)	- USD (-)
Ask (Ask size)	- USD (-)
Open	45.0123 USD
High	45.0123 USD
Low	45.0123 USD
Close (prev. day)	45.3987 USD
Underlying	FORTIS INC.
Underlying price (date)	61.17 (24/09/18)
Settlement price (date)	45.01 (24/09/18)
Open Interest	0

### Performance and Risk

	6m	1Y	3Y
Perf (%)	+14.54%	-	-
Perf (abs.)	+5.76	-	-
Beta	-	-	-
Volatility	14.23	-	-

### Futures and Options

Related Futures	-
Related Options	-

5Y












Information about previous performance does not guarantee future performance.  
Source: FactSet

### Price data

Ø price 5 days   Ø volume 5 days (pcs.)	45.0635 USD (0)
Ø price 30 days   Ø volume 30 days (pcs.)	44.0138 USD (0)
Ø price 100 days   Ø volume 100 days (pcs.)	41.1922 USD (0)
Ø price 250 days   Ø volume 250 days (pcs.)	- USD (-)
YTD High   date	45.5060 USD (2024/09/16)
YTD Low   date	37.0881 USD (2024/04/17)
52 Weeks High   date	- USD (-)
52 Weeks Low   date	- USD (-)

### Recent Research

on sector			
Date		Headline	Download
2024/09/11		Global Equity Ratings	
2024/09/05		Global Equity Ratings	
2024/08/12		Global Equity Ratings	
2024/07/24		Global Equity Ratings	
2024/07/12		Global Equity Ratings	