

FORTIS INC. FUTURE (FTSF) - EUX/202411

2024/09/03 18:38:16

Price
44.3711 USD

Difference  1.06% (0.47)

General attributes

Symbol	FTSFX24
Exchange	Eurex
Currency	USD
Security type	Future
Underlying	FORTIS INC.
Maturity	11-2024
Contract size	100

Market data

Bid (Bid size)	- USD (-)
Ask (Ask size)	- USD (-)
Open	44.3711 USD
High	44.3711 USD
Low	44.3711 USD
Close (prev. day)	43.9054 USD
Underlying	FORTIS INC.
Underlying price (date)	60.39 (24/09/03)
Settlement price (date)	44.37 (24/09/03)
Open Interest	0

Performance and Risk

	6m	1Y	3Y
Perf (%)	+14.72%	-	-
Perf (abs.)	+5.69	-	-
Beta	-	-	-
Volatility	14.34	-	-

Futures and Options

Related Futures	-
Related Options	-

5Y











Information about previous performance does not guarantee future performance.
Source: FactSet

Price data

Ø price 5 days Ø volume 5 days (pcs.)	43.9613 USD (0)
Ø price 30 days Ø volume 30 days (pcs.)	42.7764 USD (0)
Ø price 100 days Ø volume 100 days (pcs.)	40.5372 USD (0)
Ø price 250 days Ø volume 250 days (pcs.)	- USD (-)
YTD High date	44.3711 USD (2024/09/03)
YTD Low date	37.0881 USD (2024/04/17)
52 Weeks High date	- USD (-)
52 Weeks Low date	- USD (-)

Recent Research

on sector			
Date		Headline	Download
2024/08/12		Global Equity Ratings	
2024/07/24		Global Equity Ratings	
2024/07/12		Global Equity Ratings	
2024/06/21		Global Equity Ratings	
2024/06/14		Global Equity Ratings	