

TESLA INC. FUTURE (TSLG) - EUX/202411

2024/07/26 18:36:01

Price
222.007 USD

Difference  -1.91% (-4.32)

General attributes

Symbol	TSLGX24
Exchange	Eurex
Currency	USD
Security type	Future
Underlying	TESLA INC.
Maturity	11-2024
Contract size	100

Market data

Bid (Bid size)	- USD (-)
Ask (Ask size)	- USD (-)
Open	222.007 USD
High	222.007 USD
Low	222.007 USD
Close (prev. day)	226.3265 USD
Underlying	TESLA INC.
Underlying price (date)	219.80 (24/07/26)
Settlement price (date)	222.01 (24/07/26)
Open Interest	0

Performance and Risk

	6m	1Y	3Y
Perf (%)	+15.53%	-	-
Perf (abs.)	+29.85	-	-
Beta	-	-	-
Volatility	55.07	-	-

Futures and Options

Related Futures	-
Related Options	-












5Y

Information about previous performance does not guarantee future performance.
Source: FactSet

Price data

Ø price 5 days Ø volume 5 days (pcs.)	235.448 USD (0)
Ø price 30 days Ø volume 30 days (pcs.)	229.444 USD (0)
Ø price 100 days Ø volume 100 days (pcs.)	193.517 USD (0)
Ø price 250 days Ø volume 250 days (pcs.)	- USD (-)
YTD High date	267.950 USD (2024/07/10)
YTD Low date	145.204 USD (2024/04/22)
52 Weeks High date	- USD (-)
52 Weeks Low date	- USD (-)

Recent Research

on underlying	on sector	on market	
Date		Headline	Download
2024/07/24		Global Equity Ratings	
2024/07/12		Global Equity Ratings	
2024/06/21		Global Equity Ratings	
2024/06/14		Global Equity Ratings	
2024/05/29		Global Equity Ratings	