

KONE OYJ FUTURE (KC4L) - EUX/202411

2024/05/22 18:36:27

Price
49.8554 EURDifference  0.03% (0.01)

General attributes

Symbol	KC4LX24
Exchange	Eurex
Currency	EUR
Security type	Future
Underlying	KONE OYJ
Maturity	11-2024
Contract size	100

Market data

Bid (Bid size)	- EUR (-)
Ask (Ask size)	- EUR (-)
Open	49.8554 EUR
High	49.8554 EUR
Low	49.8554 EUR
Close (prev. day)	49.8405 EUR
Underlying	KONE OYJ
Underlying price (date)	48.94 (24/05/22)
Settlement price (date)	49.86 (24/05/22)
Open Interest	1,410

Performance and Risk

	6m	1Y	3Y
Perf (%)	+19.82%	-	-
Perf (abs.)	+8.25	-	-
Beta	-	-	-
Volatility	22.48	-	-

Futures and Options

Related Futures	-
Related Options	-

5Y











Information about previous performance does not guarantee future performance.
Source: FactSet

Price data

Ø price 5 days Ø volume 5 days (pcs.)	50.9222 EUR (0)
Ø price 30 days Ø volume 30 days (pcs.)	47.1937 EUR (0)
Ø price 100 days Ø volume 100 days (pcs.)	45.6093 EUR (14)
Ø price 250 days Ø volume 250 days (pcs.)	- EUR (-)
YTD High date	52.1311 EUR (2024/05/16)
YTD Low date	42.4035 EUR (2024/01/17)
52 Weeks High date	- EUR (-)
52 Weeks Low date	- EUR (-)

Recent Research

on underlying	on sector	on market	
Date		Headline	Download
2023/10/27		Global Equity Ratings	
2023/09/29		Global Equity Ratings	
2023/09/08		Global Equity Ratings	
2023/08/22		Global Equity Ratings	
2023/08/17		Global Equity Ratings	