

ENGIE S.A. FUTURE (GZFH) - EUX/202411

2024/05/03 18:32:54

Price
15.5055 EUR

Difference  -0.17% (-0.03)

General attributes

Symbol	GZFH24
Exchange	Eurex
Currency	EUR
Security type	Future
Underlying	ENGIE S.A.
Maturity	11-2024
Contract size	100

Market data

Bid (Bid size)	- EUR (-)
Ask (Ask size)	- EUR (-)
Open	15.5055 EUR
High	15.5055 EUR
Low	15.5055 EUR
Close (prev. day)	15.5319 EUR
Underlying	ENGIE S.A.
Underlying price (date)	15.19 (24/05/03)
Settlement price (date)	15.51 (24/05/03)
Open Interest	0

Performance and Risk

	6m	1Y	3Y
Perf (%)	+7.09%	-	-
Perf (abs.)	+1.03	-	-
Beta	-	-	-
Volatility	15.14	-	-

Futures and Options

Related Futures	-
Related Options	-

5Y









Information about previous performance does not guarantee future performance.
Source: FactSet

Price data

Ø price 5 days Ø volume 5 days (pcs.)	15.3428 EUR (0)
Ø price 30 days Ø volume 30 days (pcs.)	14.8349 EUR (0)
Ø price 100 days Ø volume 100 days (pcs.)	14.5559 EUR (0)
Ø price 250 days Ø volume 250 days (pcs.)	- EUR (-)
YTD High date	15.6730 EUR (2024/01/09)
YTD Low date	13.1207 EUR (2024/02/09)
52 Weeks High date	- EUR (-)
52 Weeks Low date	- EUR (-)

Recent Research

Date	on sector	on market	Headline	Download
2024/05/03			Akciové trhy - denní zpráva	
2024/05/02			Akciové trhy - denní zpráva	
2024/04/30			Akciové trhy - denní zpráva	
2024/04/29			Akciové trhy - denní zpráva	
2024/04/26			Global Equity Ratings	