

IPSEN S.A. FUTURE (IPNF) - EUX/202411

2024/09/03 18:38:26

Price
109.836 EUR

Difference  -0.65% (-0.72)

General attributes

Symbol	IPNFX24
Exchange	Eurex
Currency	EUR
Security type	Future
Underlying	IPSEN S.A.
Maturity	11-2024
Contract size	100

Market data

Bid (Bid size)	- EUR (-)
Ask (Ask size)	- EUR (-)
Open	109.836 EUR
High	109.836 EUR
Low	109.836 EUR
Close (prev. day)	110.5528 EUR
Underlying	IPSEN S.A.
Underlying price (date)	109.00 (24/09/03)
Settlement price (date)	109.84 (24/09/03)
Open Interest	0

Performance and Risk

	6m	1Y	3Y
Perf (%)	+7.26%	-	-
Perf (abs.)	+7.48	-	-
Beta	-	-	-
Volatility	24.23	-	-

Futures and Options

Related Futures	-
Related Options	-

5Y












Information about previous performance does not guarantee future performance.
Source: FactSet

Price data

Ø price 5 days Ø volume 5 days (pcs.)	109.525 EUR (0)
Ø price 30 days Ø volume 30 days (pcs.)	106.624 EUR (0)
Ø price 100 days Ø volume 100 days (pcs.)	114.324 EUR (0)
Ø price 250 days Ø volume 250 days (pcs.)	- EUR (-)
YTD High date	128.006 EUR (2024/06/12)
YTD Low date	102.206 EUR (2024/03/05)
52 Weeks High date	- EUR (-)
52 Weeks Low date	- EUR (-)

Recent Research

on sector		on market	
Date		Headline	Download
2024/08/12		Global Equity Ratings	
2024/07/24		Global Equity Ratings	
2024/07/12		Global Equity Ratings	
2024/06/21		Global Equity Ratings	
2024/06/14		Global Equity Ratings	