

## (TAZN) - EUX/202412

2024/06/28 18:48:17

Price  
**12,233.2743** GBP

Difference  0.21% (25.59)

## General attributes

Symbol	TAZN24
Exchange	Eurex
Currency	GBP
Security type	Future
Underlying	ASTRAZENECA PLC
Maturity	12-2024
Contract size	100

## Market data

Bid (Bid size)	- GBP (-)
Ask (Ask size)	- GBP (-)
Open	12,233.2743 GBP
High	12,233.2743 GBP
Low	12,233.2743 GBP
Close (prev. day)	12,207.6851 GBP
Underlying	ASTRAZENECA PLC
Underlying price (date)	12,356.00 (24/06/28)
Settlement price (date)	12,233.27 (24/06/28)
Open Interest	0

## Performance and Risk

	6m	1Y	3Y
Perf (%)	+15.51%	-	-
Perf (abs.)	+1,642.17	-	-
Beta	-	-	-
Volatility	21.35	-	-

## Futures and Options

Related Futures	-
Related Options	-












Information about previous performance does not guarantee future performance.  
 Source: FactSet

## Price data

Ø price 5 days   Ø volume 5 days (pcs.)	12,337.3973 GBP (0)
Ø price 30 days   Ø volume 30 days (pcs.)	12,285.3004 GBP (0)
Ø price 100 days   Ø volume 100 days (pcs.)	11,260.0290 GBP (0)
Ø price 250 days   Ø volume 250 days (pcs.)	- GBP (-)
YTD High   date	12,515.1349 GBP (2024/06/10)
YTD Low   date	9,447.7971 GBP (2024/02/12)
52 Weeks High   date	- GBP (-)
52 Weeks Low   date	- GBP (-)

## Recent Research

on sector			
Date		Headline	Download
2024/06/21		Global Equity Ratings	
2024/06/14		Global Equity Ratings	
2024/05/29		Global Equity Ratings	
2024/04/26		Global Equity Ratings	
2024/04/03		Global Equity Ratings	