

(TAZN) - EUX/202412

2024/06/14 18:43:12

Price
12,413.7348 GBP

Difference  0.95% (116.96)

General attributes

Symbol	TAZN24
Exchange	Eurex
Currency	GBP
Security type	Future
Underlying	ASTRAZENECA PLC
Maturity	12-2024
Contract size	100

Market data

Bid (Bid size)	- GBP (-)
Ask (Ask size)	- GBP (-)
Open	12,413.7348 GBP
High	12,413.7348 GBP
Low	12,413.7348 GBP
Close (prev. day)	12,296.7751 GBP
Underlying	ASTRAZENECA PLC
Underlying price (date)	12,510.00 (24/06/14)
Settlement price (date)	12,413.73 (24/06/14)
Open Interest	0

Performance and Risk

	6m	1Y	3Y
Perf (%)	+18.93%	-	-
Perf (abs.)	+1,975.90	-	-
Beta	-	-	-
Volatility	21.45	-	-

Futures and Options

Related Futures	-
Related Options	-












Information about previous performance does not guarantee future performance.
 Source: FactSet

Price data

Ø price 5 days Ø volume 5 days (pcs.)	12,378.3391 GBP (0)
Ø price 30 days Ø volume 30 days (pcs.)	12,236.6718 GBP (0)
Ø price 100 days Ø volume 100 days (pcs.)	11,072.4137 GBP (0)
Ø price 250 days Ø volume 250 days (pcs.)	- GBP (-)
YTD High date	12,515.1349 GBP (2024/06/10)
YTD Low date	9,447.7971 GBP (2024/02/12)
52 Weeks High date	- GBP (-)
52 Weeks Low date	- GBP (-)

Recent Research

on sector			
Date		Headline	Download
2024/06/14		Global Equity Ratings	
2024/05/29		Global Equity Ratings	
2024/04/26		Global Equity Ratings	
2024/04/03		Global Equity Ratings	
2024/03/13		Global Equity Ratings	