

(TAZN) - EUX/202412

2024/05/23 19:00:27

Price
12,349.4237 GBP

Difference  0.31% (38.04)

General attributes

Symbol	TAZN24
Exchange	Eurex
Currency	GBP
Security type	Future
Underlying	ASTRAZENECA PLC
Maturity	12-2024
Contract size	100

Market data

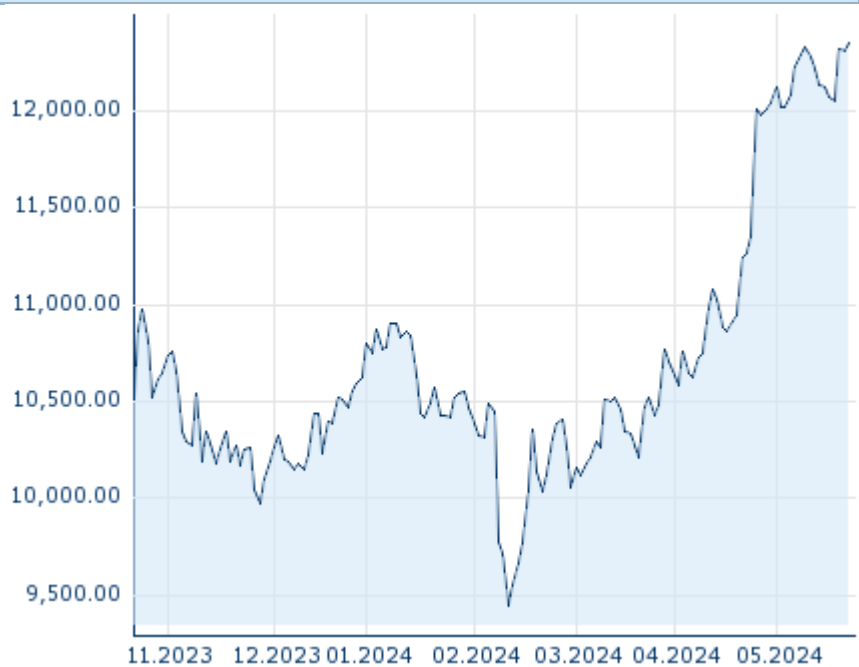
Bid (Bid size)	- GBP (-)
Ask (Ask size)	- GBP (-)
Open	12,349.4237 GBP
High	12,349.4237 GBP
Low	12,349.4237 GBP
Close (prev. day)	12,311.3869 GBP
Underlying	ASTRAZENECA PLC
Underlying price (date)	12,323.56 (24/05/24)
Settlement price (date)	12,349.42 (24/05/23)
Open Interest	0

Performance and Risk

	6m	1Y	3Y
Perf (%)	+20.46%	-	-
Perf (abs.)	+2,097.13	-	-
Beta	-	-	-
Volatility	21.64	-	-

Futures and Options

Related Futures	-
Related Options	-











Information about previous performance does not guarantee future performance.
 Source: FactSet

Price data

Ø price 5 days Ø volume 5 days (pcs.)	12,218.8065 GBP (0)
Ø price 30 days Ø volume 30 days (pcs.)	11,783.6598 GBP (0)
Ø price 100 days Ø volume 100 days (pcs.)	10,822.3483 GBP (0)
Ø price 250 days Ø volume 250 days (pcs.)	- GBP (-)
YTD High date	12,349.4237 GBP (2024/05/23)
YTD Low date	9,447.7971 GBP (2024/02/12)
52 Weeks High date	- GBP (-)
52 Weeks Low date	- GBP (-)

Recent Research

on sector			
Date		Headline	Download
2024/04/26		Global Equity Ratings	
2024/04/03		Global Equity Ratings	
2024/03/13		Global Equity Ratings	
2024/02/22		Global Equity Ratings	
2024/02/14		Global Equity Ratings	