

(TAZN) - EUX/202412

2024/05/13 19:44:00

Price
12,273.1172 GBP

Difference  **-0.47% (-57.65)**

General attributes

Symbol	TAZN24
Exchange	Eurex
Currency	GBP
Security type	Future
Underlying	ASTRAZENECA PLC
Maturity	12-2024
Contract size	100

Market data

Bid (Bid size)	- GBP (-)
Ask (Ask size)	- GBP (-)
Open	12,273.1172 GBP
High	12,273.1172 GBP
Low	12,273.1172 GBP
Close (prev. day)	12,330.7705 GBP
Underlying	ASTRAZENECA PLC
Underlying price (date)	12,318.00 (24/05/13)
Settlement price (date)	12,273.12 (24/05/13)
Open Interest	0

Performance and Risk

	6m	1Y	3Y
Perf (%)	+18.63%	-	-
Perf (abs.)	+1,927.66	-	-
Beta	-	-	-
Volatility	21.72	-	-

Futures and Options

Related Futures	-
Related Options	-











Information about previous performance does not guarantee future performance.
 Source: FactSet

Price data

Ø price 5 days Ø volume 5 days (pcs.)	12,241.5895 GBP (0)
Ø price 30 days Ø volume 30 days (pcs.)	11,379.0125 GBP (0)
Ø price 100 days Ø volume 100 days (pcs.)	10,687.0473 GBP (0)
Ø price 250 days Ø volume 250 days (pcs.)	- GBP (-)
YTD High date	12,330.7705 GBP (2024/05/10)
YTD Low date	9,447.7971 GBP (2024/02/12)
52 Weeks High date	- GBP (-)
52 Weeks Low date	- GBP (-)

Recent Research

on sector			
Date		Headline	Download
2024/04/26		Global Equity Ratings	
2024/04/03		Global Equity Ratings	
2024/03/13		Global Equity Ratings	
2024/02/22		Global Equity Ratings	
2024/02/14		Global Equity Ratings	