

(TRKT) - EUX/202412

2024/10/18 19:24:14

Price
4,813.3101 GBPDifference  0.04% (2.12)

General attributes

Symbol	TRKTZ24
Exchange	Eurex
Currency	GBP
Security type	Future
Underlying	RECKITT BENCKISER GROUP PLC
Maturity	12-2024
Contract size	100

Market data

Bid (Bid size)	- GBP (-)
Ask (Ask size)	- GBP (-)
Open	4,813.3101 GBP
High	4,813.3101 GBP
Low	4,813.3101 GBP
Close (prev. day)	4,811.1855 GBP
Underlying	RECKITT BENCKISER GROUP PLC
Underlying price (date)	4,776.00 (24/10/18)
Settlement price (date)	4,813.31 (24/10/18)
Open Interest	0

Performance and Risk

	6m	1Y	3Y
Perf (%)	+14.24%	-	-
Perf (abs.)	+599.90	-	-
Beta	-	-	-
Volatility	20.96	-	-

Futures and Options

Related Futures	-
Related Options	-

5Y












Information about previous performance does not guarantee future performance.
Source: FactSet

Price data

Ø price 5 days Ø volume 5 days (pcs.)	4,760.8309 GBP (0)
Ø price 30 days Ø volume 30 days (pcs.)	4,658.8140 GBP (0)
Ø price 100 days Ø volume 100 days (pcs.)	4,465.1020 GBP (0)
Ø price 250 days Ø volume 250 days (pcs.)	4,875.6601 GBP (0)
YTD High date	5,836.7752 GBP (2024/02/27)
YTD Low date	4,104.7212 GBP (2024/07/29)
52 Weeks High date	- GBP (-)
52 Weeks Low date	- GBP (-)

Recent Research

on underlying		on sector	
Date		Headline	Download
2022/05/04		Global Equity Ratings	
2022/04/27		Global Equity Ratings	
2022/04/14		Global Equity Ratings	
2022/03/29		Global Equity Ratings	
2022/03/10		Global Equity Ratings	