

(TBPT) - EUX/202412

2024/09/17 19:04:25

Price
419.0978 GBPDifference  1.02% (4.25)

General attributes

Symbol	TBPTZ24
Exchange	Eurex
Currency	GBP
Security type	Future
Underlying	BP PLC
Maturity	12-2024
Contract size	100

Market data

Bid (Bid size)	- GBP (-)
Ask (Ask size)	- GBP (-)
Open	419.0978 GBP
High	419.0978 GBP
Low	419.0978 GBP
Close (prev. day)	414.8528 GBP
Underlying	BP PLC
Underlying price (date)	409.50 (24/09/18)
Settlement price (date)	419.10 (24/09/17)
Open Interest	0

Performance and Risk

	6m	1Y	3Y
Perf (%)	-16.28%	-	-
Perf (abs.)	-81.51	-	-
Beta	-	-	-
Volatility	18.69	-	-

Futures and Options

Related Futures	-
Related Options	-

5Y












Information about previous performance does not guarantee future performance.
Source: FactSet

Price data

Ø price 5 days Ø volume 5 days (pcs.)	413.2020 GBP (0)
Ø price 30 days Ø volume 30 days (pcs.)	433.6975 GBP (0)
Ø price 100 days Ø volume 100 days (pcs.)	466.7837 GBP (0)
Ø price 250 days Ø volume 250 days (pcs.)	- GBP (-)
YTD High date	546.6349 GBP (2024/04/12)
YTD Low date	406.5147 GBP (2024/09/10)
52 Weeks High date	- GBP (-)
52 Weeks Low date	- GBP (-)

Recent Research

on underlying		on sector	
Date		Headline	Download
2024/09/11		Global Equity Ratings	
2024/09/05		Global Equity Ratings	
2024/08/12		Global Equity Ratings	
2024/07/24		Global Equity Ratings	
2024/07/12		Global Equity Ratings	