

(TBPT) - EUX/202412

2024/07/26 18:44:34

Price
460.2899 GBPDifference  0.20% (0.94)

General attributes

Symbol	TBPTZ24
Exchange	Eurex
Currency	GBP
Security type	Future
Underlying	BP PLC
Maturity	12-2024
Contract size	100

Market data

Bid (Bid size)	- GBP (-)
Ask (Ask size)	- GBP (-)
Open	460.2899 GBP
High	460.2899 GBP
Low	460.2899 GBP
Close (prev. day)	459.3484 GBP
Underlying	BP PLC
Underlying price (date)	454.50 (24/07/26)
Settlement price (date)	460.29 (24/07/26)
Open Interest	0

Performance and Risk

	6m	1Y	3Y
Perf (%)	-1.85%	-	-
Perf (abs.)	-8.66	-	-
Beta	-	-	-
Volatility	18.88	-	-

Futures and Options

Related Futures	-
Related Options	-

5Y












Information about previous performance does not guarantee future performance.
Source: FactSet

Price data

Ø price 5 days Ø volume 5 days (pcs.)	459.9063 GBP (0)
Ø price 30 days Ø volume 30 days (pcs.)	471.9927 GBP (0)
Ø price 100 days Ø volume 100 days (pcs.)	495.0063 GBP (0)
Ø price 250 days Ø volume 250 days (pcs.)	- GBP (-)
YTD High date	546.6349 GBP (2024/04/12)
YTD Low date	451.8929 GBP (2024/01/18)
52 Weeks High date	- GBP (-)
52 Weeks Low date	- GBP (-)

Recent Research

on underlying		on sector	
Date		Headline	Download
2024/07/24		Global Equity Ratings	
2024/07/12		Global Equity Ratings	
2024/06/21		Global Equity Ratings	
2024/06/14		Global Equity Ratings	
2024/05/29		Global Equity Ratings	