

(TAZN) - EUX/202409

2024/05/10 18:40:36

Price
12,323.4044 GBP

Difference  0.32% (39.61)

General attributes

Symbol	TAZNU24
Exchange	Eurex
Currency	GBP
Security type	Future
Underlying	ASTRAZENECA PLC
Maturity	09-2024
Contract size	100

Market data

Bid (Bid size)	- GBP (-)
Ask (Ask size)	- GBP (-)
Open	12,323.4044 GBP
High	12,323.4044 GBP
Low	12,323.4044 GBP
Close (prev. day)	12,283.7986 GBP
Underlying	ASTRAZENECA PLC
Underlying price (date)	12,318.00 (24/05/13)
Settlement price (date)	12,323.40 (24/05/10)
Open Interest	0

Performance and Risk

	6m	1Y	3Y
Perf (%)	+21.07%	-	-
Perf (abs.)	+2,144.65	-	-
Beta	-	-	-
Volatility	21.73	-	-

Futures and Options

Related Futures	-
Related Options	-











Information about previous performance does not guarantee future performance.
Source: FactSet

Price data

Ø price 5 days Ø volume 5 days (pcs.)	12,183.8674 GBP (0)
Ø price 30 days Ø volume 30 days (pcs.)	11,321.1221 GBP (0)
Ø price 100 days Ø volume 100 days (pcs.)	10,657.9674 GBP (0)
Ø price 250 days Ø volume 250 days (pcs.)	- GBP (-)
YTD High date	12,323.4044 GBP (2024/05/10)
YTD Low date	9,439.5000 GBP (2024/02/12)
52 Weeks High date	- GBP (-)
52 Weeks Low date	- GBP (-)

Recent Research

on sector			
Date		Headline	Download
2024/04/26		Global Equity Ratings	
2024/04/03		Global Equity Ratings	
2024/03/13		Global Equity Ratings	
2024/02/22		Global Equity Ratings	
2024/02/14		Global Equity Ratings	