

## (TAZN) - EUX/202409

2024/05/10 18:40:36

Price  
**12,323.4044** GBP

Difference  0.32% (39.61)

## General attributes

|               |                 |
|---------------|-----------------|
| Symbol        | TAZNU24         |
| Exchange      | Eurex           |
| Currency      | GBP             |
| Security type | Future          |
| Underlying    | ASTRAZENECA PLC |
| Maturity      | 09-2024         |
| Contract size | 100             |

## Market data

|                         |                      |
|-------------------------|----------------------|
| Bid (Bid size)          | - GBP (-)            |
| Ask (Ask size)          | - GBP (-)            |
| Open                    | 12,323.4044 GBP      |
| High                    | 12,323.4044 GBP      |
| Low                     | 12,323.4044 GBP      |
| Close (prev. day)       | 12,283.7986 GBP      |
| Underlying              | ASTRAZENECA PLC      |
| Underlying price (date) | 12,370.00 (24/05/10) |
| Settlement price (date) | 12,323.40 (24/05/10) |
| Open Interest           | 0                    |

## Performance and Risk

|             | 6m        | 1Y | 3Y |
|-------------|-----------|----|----|
| Perf (%)    | +21.07%   | -  | -  |
| Perf (abs.) | +2,144.65 | -  | -  |
| Beta        | -         | -  | -  |
| Volatility  | 21.73     | -  | -  |

## Futures and Options

|                 |   |
|-----------------|---|
| Related Futures | - |
| Related Options | - |












Information about previous performance does not guarantee future performance.  
 Source: FactSet

## Price data

|   |                              |
|---|------------------------------|
| Ø price 5 days   Ø volume 5 days (pcs.)     | 12,183.8674 GBP (0)          |
| Ø price 30 days   Ø volume 30 days (pcs.)   | 11,321.1221 GBP (0)          |
| Ø price 100 days   Ø volume 100 days (pcs.) | 10,657.9674 GBP (0)          |
| Ø price 250 days   Ø volume 250 days (pcs.) | - GBP (-)                    |
| YTD High   date                             | 12,323.4044 GBP (2024/05/10) |
| YTD Low   date                              | 9,439.5000 GBP (2024/02/12)  |
| 52 Weeks High   date                        | - GBP (-)                    |
| 52 Weeks Low   date                         | - GBP (-)                    |

## Recent Research

| on sector  |   |                       |   |
|------------|---|-----------------------|---|
| Date       |   | Headline              | Download  |
| 2024/04/26 |  | Global Equity Ratings |  |
| 2024/04/03 |  | Global Equity Ratings |  |
| 2024/03/13 |  | Global Equity Ratings |  |
| 2024/02/22 |  | Global Equity Ratings |  |
| 2024/02/14 |  | Global Equity Ratings |  |