

NOVARTIS AG FUTURE (NOVH) - EUX/202411

2024/08/15 18:48:24

Price
99.0379 CHF

Difference  0.50% (0.49)

General attributes

Symbol	NOVHX24
Exchange	Eurex
Currency	CHF
Security type	Future
Underlying	NOVARTIS AG
Maturity	11-2024
Contract size	100

Market data

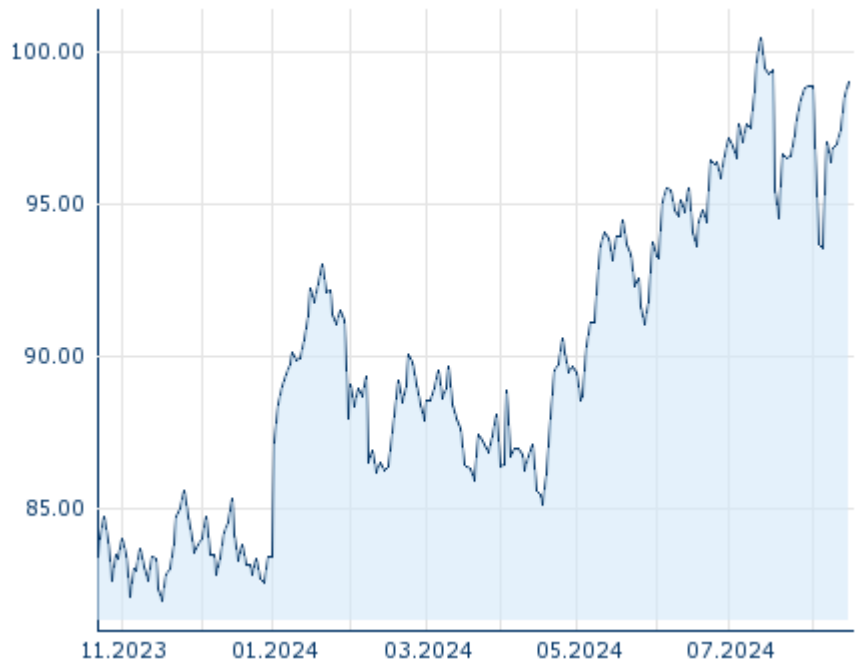
Bid (Bid size)	- CHF (-)
Ask (Ask size)	- CHF (-)
Open	99.0379 CHF
High	99.0379 CHF
Low	99.0379 CHF
Close (prev. day)	98.544 CHF
Underlying	NOVARTIS AG
Underlying price (date)	99.54 (24/08/16)
Settlement price (date)	99.04 (24/08/15)
Open Interest	2,975

Performance and Risk

	6m	1Y	3Y
Perf (%)	+14.61%	-	-
Perf (abs.)	+12.62	-	-
Beta	-	-	-
Volatility	17.39	-	-

Futures and Options

Related Futures	-
Related Options	-









5Y

Information about previous performance does not guarantee future performance.
Source: FactSet

Price data

Ø price 5 days Ø volume 5 days (pcs.)	97.7775 CHF (0)
Ø price 30 days Ø volume 30 days (pcs.)	97.5243 CHF (0)
Ø price 100 days Ø volume 100 days (pcs.)	93.4601 CHF (4)
Ø price 250 days Ø volume 250 days (pcs.)	- CHF (-)
YTD High date	100.4707 CHF (2024/07/12)
YTD Low date	83.4388 CHF (2024/01/02)
52 Weeks High date	- CHF (-)
52 Weeks Low date	- CHF (-)

Recent Research

on underlying	on sector	on market	
Date		Headline	Download
2024/08/12		Global Equity Ratings	
2024/07/24		Global Equity Ratings	
2024/07/12		Global Equity Ratings	
2024/06/21		Global Equity Ratings	
2024/06/14		Global Equity Ratings	