

NVIDIA CORP. FUTURE (NVDF) - EUX/202411

2024/07/26 18:35:38

Price
115.1269 USD

Difference  -0.08% (-0.09)

General attributes

Symbol	NVDFX24
Exchange	Eurex
Currency	USD
Security type	Future
Underlying	NVIDIA CORP.
Maturity	11-2024
Contract size	100

Market data

Bid (Bid size)	- USD (-)
Ask (Ask size)	- USD (-)
Open	115.1269 USD
High	115.1269 USD
Low	115.1269 USD
Close (prev. day)	115.2183 USD
Underlying	NVIDIA CORP.
Underlying price (date)	113.06 (24/07/26)
Settlement price (date)	115.13 (24/07/26)
Open Interest	0

Performance and Risk

	6m	1Y	3Y
Perf (%)	-81.97%	-	-
Perf (abs.)	-523.30	-	-
Beta	-	-	-
Volatility	329.01	-	-

Futures and Options

Related Futures	-
Related Options	-

5Y










Information about previous performance does not guarantee future performance.
Source: FactSet

Price data

Ø price 5 days Ø volume 5 days (pcs.)	119.7705 USD (0)
Ø price 30 days Ø volume 30 days (pcs.)	128.0009 USD (0)
Ø price 100 days Ø volume 100 days (pcs.)	670.4651 USD (0)
Ø price 250 days Ø volume 250 days (pcs.)	- USD (-)
YTD High date	1,234.8048 USD (2024/06/06)
YTD Low date	115.1269 USD (2024/07/26)
52 Weeks High date	- USD (-)
52 Weeks Low date	- USD (-)

Recent Research

on underlying	on sector	on market	
Date		Headline	Download
2024/07/24		Global Equity Ratings	
2024/07/12		Global Equity Ratings	
2024/06/21		Global Equity Ratings	
2024/06/14		Global Equity Ratings	
2024/05/29		Global Equity Ratings	