

(TAZN) - EUX/202506

2024/07/26 18:44:34

Price
12,025.9612 GBP

Difference  1.01% (120.70)

General attributes

Symbol	TAZNM25
Exchange	Eurex
Currency	GBP
Security type	Future
Underlying	ASTRAZENECA PLC
Maturity	06-2025
Contract size	100

Market data

Bid (Bid size)	- GBP (-)
Ask (Ask size)	- GBP (-)
Open	12,025.9612 GBP
High	12,025.9612 GBP
Low	12,025.9612 GBP
Close (prev. day)	11,905.2619 GBP
Underlying	ASTRAZENECA PLC
Underlying price (date)	12,180.00 (24/07/26)
Settlement price (date)	12,025.96 (24/07/26)
Open Interest	0

Performance and Risk

	6m	1Y	3Y
Perf (%)	+14.05%	-	-
Perf (abs.)	+1,481.89	-	-
Beta	-	-	-
Volatility	21.29	-	-

Futures and Options

Related Futures	-
Related Options	-

5Y






Information about previous performance does not guarantee future performance.
Source: FactSet

Price data

Ø price 5 days Ø volume 5 days (pcs.)	12,031.3226 GBP (0)
Ø price 30 days Ø volume 30 days (pcs.)	12,111.4560 GBP (0)
Ø price 100 days Ø volume 100 days (pcs.)	11,666.6596 GBP (0)
Ø price 250 days Ø volume 250 days (pcs.)	- GBP (-)
YTD High date	12,533.0183 GBP (2024/06/10)
YTD Low date	9,469.4959 GBP (2024/02/12)
52 Weeks High date	- GBP (-)
52 Weeks Low date	- GBP (-)

Recent Research

on sector			
Date		Headline	Download
2024/07/24		Global Equity Ratings	
2024/07/12		Global Equity Ratings	
2024/06/21		Global Equity Ratings	
2024/06/14		Global Equity Ratings	
2024/05/29		Global Equity Ratings	