

ORANGE S.A. FUTURE (FTEG) - EUX/202411

2024/05/10 18:29:19

Price
10.4173 EUR

Difference  -0.01% (-0.00)

General attributes

Symbol	FTEGX24
Exchange	Eurex
Currency	EUR
Security type	Future
Underlying	ORANGE SA
Maturity	11-2024
Contract size	100

Market data

Bid (Bid size)	- EUR (-)
Ask (Ask size)	- EUR (-)
Open	10.4173 EUR
High	10.4173 EUR
Low	10.4173 EUR
Close (prev. day)	10.4188 EUR
Underlying	ORANGE SA
Underlying price (date)	10.575 (24/05/10)
Settlement price (date)	10.42 (24/05/10)
Open Interest	0

Performance and Risk

	6m	1Y	3Y
Perf (%)	-4.16%	-	-
Perf (abs.)	-0.45	-	-
Beta	-	-	-
Volatility	14.88	-	-

Futures and Options

Related Futures	-
Related Options	-

5Y












Information about previous performance does not guarantee future performance.
Source: FactSet

Price data

Ø price 5 days Ø volume 5 days (pcs.)	10.3472 EUR (0)
Ø price 30 days Ø volume 30 days (pcs.)	10.4785 EUR (0)
Ø price 100 days Ø volume 100 days (pcs.)	10.6072 EUR (0)
Ø price 250 days Ø volume 250 days (pcs.)	- EUR (-)
YTD High date	11.2967 EUR (2024/01/23)
YTD Low date	10.2372 EUR (2024/04/15)
52 Weeks High date	- EUR (-)
52 Weeks Low date	- EUR (-)

Recent Research

on sector		on market	
Date		Headline	Download
2024/04/26		Global Equity Ratings	
2024/04/03		Global Equity Ratings	
2024/03/13		Global Equity Ratings	
2024/02/22		Global Equity Ratings	
2024/02/14		Global Equity Ratings	