

(TVOD) - EUX/202406

2024/05/10 18:40:47

Price
71.5053 GBP

Difference  1.89% (1.33)

General attributes

Symbol	TVODM24
Exchange	Eurex
Currency	GBP
Security type	Future
Underlying	VODAFONE GROUP PLC
Maturity	06-2024
Contract size	100

Market data

Bid (Bid size)	- GBP (-)
Ask (Ask size)	- GBP (-)
Open	71.5053 GBP
High	71.5053 GBP
Low	71.5053 GBP
Close (prev. day)	70.1766 GBP
Underlying	VODAFONE GROUP PLC
Underlying price (date)	69.98 (24/05/13)
Settlement price (date)	71.51 (24/05/10)
Open Interest	0

Performance and Risk

	6m	1Y	3Y
Perf (%)	-6.44%	-	-
Perf (abs.)	-4.92	-	-
Beta	-	-	-
Volatility	25.96	-	-

Futures and Options

Related Futures	-
Related Options	-

5Y












Information about previous performance does not guarantee future performance.
Source: FactSet

Price data

Ø price 5 days Ø volume 5 days (pcs.)	70.4017 GBP (0)
Ø price 30 days Ø volume 30 days (pcs.)	70.7325 GBP (0)
Ø price 100 days Ø volume 100 days (pcs.)	70.7883 GBP (0)
Ø price 250 days Ø volume 250 days (pcs.)	- GBP (-)
YTD High date	73.9135 GBP (2024/01/26)
YTD Low date	65.9786 GBP (2024/02/09)
52 Weeks High date	- GBP (-)
52 Weeks Low date	- GBP (-)

Recent Research

on underlying		on sector	
Date		Headline	Download
2022/12/19		Global Equity Ratings	
2022/11/28		Global Equity Ratings	
2022/11/18		Global Equity Ratings	
2022/10/31		Global Equity Ratings	
2022/10/05		Global Equity Ratings	