

## AMS AG FUTURE (AMSF) - EUX/202411

2024/07/18 18:33:30

Price  
1.2869 CHFDifference  1.38% (0.02)

## General attributes

Symbol	AMSF24
Exchange	Eurex
Currency	CHF
Security type	Future
Underlying	AMS-OSRAM AG
Maturity	11-2024
Contract size	100

## Market data

Bid (Bid size)	- CHF (-)
Ask (Ask size)	- CHF (-)
Open	1.2869 CHF
High	1.2869 CHF
Low	1.2869 CHF
Close (prev. day)	1.2694 CHF
Underlying	AMS-OSRAM AG
Underlying price (date)	1.282 (24/07/18)
Settlement price (date)	1.29 (24/07/18)
Open Interest	0

## Performance and Risk

	6m	1Y	3Y
Perf (%)	-32.66%	-	-
Perf (abs.)	-0.62	-	-
Beta	-	-	-
Volatility	90.52	-	-

## Futures and Options

Related Futures	-
Related Options	-









Information about previous performance does not guarantee future performance.  
Source: FactSet

## Price data

Ø price 5 days   Ø volume 5 days (pcs.)	1.3065 CHF (0)
Ø price 30 days   Ø volume 30 days (pcs.)	1.3076 CHF (0)
Ø price 100 days   Ø volume 100 days (pcs.)	1.2487 CHF (0)
Ø price 250 days   Ø volume 250 days (pcs.)	- CHF (-)
YTD High   date	2.3262 CHF (2024/02/12)
YTD Low   date	0.9372 CHF (2024/04/22)
52 Weeks High   date	- CHF (-)
52 Weeks Low   date	- CHF (-)

## Recent Research

on sector		on market	
Date		Headline	Download
2024/07/18		Akciové trhy - denní zpráva	
2024/07/17		Akciové trhy - denní zpráva	
2024/07/16		Akciové trhy - denní zpráva	
2024/07/15		Akciové trhy - denní zpráva	
2024/07/12		Global Equity Ratings	

5Y