

(THSB) - EUX/202409

2024/08/15 19:00:55

Price
702.8356 GBPDifference  1.96% (13.51)

General attributes

Symbol	THSBU24
Exchange	Eurex
Currency	GBP
Security type	Future
Underlying	HSBC HOLDINGS PLC
Maturity	09-2024
Contract size	100

Market data

Bid (Bid size)	- GBP (-)
Ask (Ask size)	- GBP (-)
Open	702.8356 GBP
High	702.8356 GBP
Low	702.8356 GBP
Close (prev. day)	689.325 GBP
Underlying	HSBC HOLDINGS PLC
Underlying price (date)	659.20 (24/08/16)
Settlement price (date)	702.84 (24/08/15)
Open Interest	0

Performance and Risk

	6m	1Y	3Y
Perf (%)	+10.81%	-	-
Perf (abs.)	+68.54	-	-
Beta	-	-	-
Volatility	23.69	-	-

Futures and Options

Related Futures	-
Related Options	-

5Y












Information about previous performance does not guarantee future performance.
Source: FactSet

Price data

Ø price 5 days Ø volume 5 days (pcs.)	688.6386 GBP (0)
Ø price 30 days Ø volume 30 days (pcs.)	701.1077 GBP (0)
Ø price 100 days Ø volume 100 days (pcs.)	711.0668 GBP (0)
Ø price 250 days Ø volume 250 days (pcs.)	- GBP (-)
YTD High date	755.3580 GBP (2024/05/14)
YTD Low date	597.0782 GBP (2024/02/21)
52 Weeks High date	- GBP (-)
52 Weeks Low date	- GBP (-)

Recent Research

on underlying		on sector	
Date		Headline	Download
2024/08/12		Global Equity Ratings	
2024/07/24		Global Equity Ratings	
2024/07/12		Global Equity Ratings	
2024/06/21		Global Equity Ratings	
2024/06/14		Global Equity Ratings	