

CLARIANT AG FUTURE (CLNG) - EUX/202411

2024/07/18 18:33:43

Price
14.9173 CHFDifference  1.64% (0.24)

General attributes

Symbol	CLNGX24
Exchange	Eurex
Currency	CHF
Security type	Future
Underlying	CLARIANT AG
Maturity	11-2024
Contract size	100

Market data

Bid (Bid size)	- CHF (-)
Ask (Ask size)	- CHF (-)
Open	14.9173 CHF
High	14.9173 CHF
Low	14.9173 CHF
Close (prev. day)	14.6763 CHF
Underlying	CLARIANT AG
Underlying price (date)	14.86 (24/07/18)
Settlement price (date)	14.92 (24/07/18)
Open Interest	0

Performance and Risk

	6m	1Y	3Y
Perf (%)	+38.79%	-	-
Perf (abs.)	+4.17	-	-
Beta	-	-	-
Volatility	22.42	-	-

Futures and Options

Related Futures	-
Related Options	-












Information about previous performance does not guarantee future performance.
Source: FactSet

Price data

Ø price 5 days Ø volume 5 days (pcs.)	14.6213 CHF (0)
Ø price 30 days Ø volume 30 days (pcs.)	14.3286 CHF (0)
Ø price 100 days Ø volume 100 days (pcs.)	13.2601 CHF (0)
Ø price 250 days Ø volume 250 days (pcs.)	- CHF (-)
YTD High date	14.9253 CHF (2024/07/05)
YTD Low date	10.4379 CHF (2024/02/29)
52 Weeks High date	- CHF (-)
52 Weeks Low date	- CHF (-)

Recent Research

on sector	on market		
Date		Headline	Download
2024/07/12		Global Equity Ratings	
2024/06/21		Global Equity Ratings	
2024/06/14		Global Equity Ratings	
2024/05/29		Global Equity Ratings	
2024/04/26		Global Equity Ratings	