

LONZA GROUP AG FUTURE (LONG) - EUX/202411

2024/09/18 18:41:03

Price
535.1336 CHFDifference  -0.97% (-5.22)

General attributes

Symbol	LONGX24
Exchange	Eurex
Currency	CHF
Security type	Future
Underlying	LONZA GROUP AG
Maturity	11-2024
Contract size	100

Market data

Bid (Bid size)	- CHF (-)
Ask (Ask size)	- CHF (-)
Open	535.1336 CHF
High	535.1336 CHF
Low	535.1336 CHF
Close (prev. day)	540.3542 CHF
Underlying	LONZA GROUP AG
Underlying price (date)	534.20 (24/09/18)
Settlement price (date)	535.13 (24/09/18)
Open Interest	0

Performance and Risk

	6m	1Y	3Y
Perf (%)	+13.62%	-	-
Perf (abs.)	+64.77	-	-
Beta	-	-	-
Volatility	26.89	-	-

Futures and Options

Related Futures	-
Related Options	-











Information about previous performance does not guarantee future performance.
Source: FactSet

Price data

Ø price 5 days Ø volume 5 days (pcs.)	547.5271 CHF (0)
Ø price 30 days Ø volume 30 days (pcs.)	551.7586 CHF (0)
Ø price 100 days Ø volume 100 days (pcs.)	525.4101 CHF (0)
Ø price 250 days Ø volume 250 days (pcs.)	- CHF (-)
YTD High date	589.3611 CHF (2024/07/31)
YTD Low date	345.3536 CHF (2024/01/05)
52 Weeks High date	- CHF (-)
52 Weeks Low date	- CHF (-)

Recent Research

on sector		on market	
Date		Headline	Download
2024/09/11		Global Equity Ratings	
2024/09/05		Global Equity Ratings	
2024/08/12		Global Equity Ratings	
2024/07/24		Global Equity Ratings	
2024/07/12		Global Equity Ratings	