

SGS S.A. FUTURE (SGSP) - EUX/202411

2024/05/15 18:23:56

Price
81.7274 CHF

Difference  -0.16% (-0.13)

General attributes

Symbol	SGSPX24
Exchange	Eurex
Currency	CHF
Security type	Future
Underlying	SGS SA
Maturity	11-2024
Contract size	100

Market data

Bid (Bid size)	- CHF (-)
Ask (Ask size)	- CHF (-)
Open	81.7274 CHF
High	81.7274 CHF
Low	81.7274 CHF
Close (prev. day)	81.8552 CHF
Underlying	SGS SA
Underlying price (date)	81.80 (24/05/16)
Settlement price (date)	81.73 (24/05/15)
Open Interest	0

Performance and Risk

	6m	1Y	3Y
Perf (%)	+11.71%	-	-
Perf (abs.)	+8.57	-	-
Beta	-	-	-
Volatility	20.96	-	-

Futures and Options

Related Futures	-
Related Options	-

5Y











Information about previous performance does not guarantee future performance.
Source: FactSet

Price data

Ø price 5 days Ø volume 5 days (pcs.)	82.2635 CHF (0)
Ø price 30 days Ø volume 30 days (pcs.)	82.7716 CHF (0)
Ø price 100 days Ø volume 100 days (pcs.)	79.9767 CHF (0)
Ø price 250 days Ø volume 250 days (pcs.)	- CHF (-)
YTD High date	85.9617 CHF (2024/03/13)
YTD Low date	68.7424 CHF (2024/01/10)
52 Weeks High date	- CHF (-)
52 Weeks Low date	- CHF (-)

Recent Research

on sector	on market		
Date		Headline	Download
2024/04/26		Global Equity Ratings	
2024/04/03		Global Equity Ratings	
2024/03/13		Global Equity Ratings	
2024/02/22		Global Equity Ratings	
2024/02/14		Global Equity Ratings	