

SANOFI S.A. FUTURE (SNWG) - EUX/202411

2024/05/17 19:05:28

Price
90.8891 EUR

Difference  **-1.20% (-1.10)**

General attributes

Symbol	SNWGX24
Exchange	Eurex
Currency	EUR
Security type	Future
Underlying	SANOFI S.A.
Maturity	11-2024
Contract size	100

Market data

Bid (Bid size)	- EUR (-)
Ask (Ask size)	- EUR (-)
Open	90.8891 EUR
High	90.8891 EUR
Low	90.8891 EUR
Close (prev. day)	91.9889 EUR
Underlying	SANOFI S.A.
Underlying price (date)	89.17 (24/05/17)
Settlement price (date)	90.89 (24/05/17)
Open Interest	0

Performance and Risk

	6m	1Y	3Y
Perf (%)	+5.49%	-	-
Perf (abs.)	+4.73	-	-
Beta	-	-	-
Volatility	17.71	-	-

Futures and Options

Related Futures	-
Related Options	-












5Y

Information about previous performance does not guarantee future performance.
Source: FactSet

Price data

Ø price 5 days Ø volume 5 days (pcs.)	92.6447 EUR (0)
Ø price 30 days Ø volume 30 days (pcs.)	88.7530 EUR (0)
Ø price 100 days Ø volume 100 days (pcs.)	89.0414 EUR (0)
Ø price 250 days Ø volume 250 days (pcs.)	- EUR (-)
YTD High date	95.4848 EUR (2024/01/12)
YTD Low date	83.7880 EUR (2024/04/18)
52 Weeks High date	- EUR (-)
52 Weeks Low date	- EUR (-)

Recent Research

on underlying	on sector	on market	
Date		Headline	Download
2024/04/26		Global Equity Ratings	
2024/04/03		Global Equity Ratings	
2024/03/13		Global Equity Ratings	
2024/02/22		Global Equity Ratings	
2024/02/14		Global Equity Ratings	