

(TVOD) - EUX/202412

2024/06/14 18:43:36

Price
74.6157 GBPDifference  0.34% (0.25)

General attributes

Symbol	TVODZ24
Exchange	Eurex
Currency	GBP
Security type	Future
Underlying	VODAFONE GROUP PLC
Maturity	12-2024
Contract size	100

Market data

Bid (Bid size)	- GBP (-)
Ask (Ask size)	- GBP (-)
Open	74.6157 GBP
High	74.6157 GBP
Low	74.6157 GBP
Close (prev. day)	74.3621 GBP
Underlying	VODAFONE GROUP PLC
Underlying price (date)	68.96 (24/06/14)
Settlement price (date)	74.62 (24/06/14)
Open Interest	0

Performance and Risk

	6m	1Y	3Y
Perf (%)	+8.36%	-	-
Perf (abs.)	+5.76	-	-
Beta	-	-	-
Volatility	25.38	-	-

Futures and Options

Related Futures	-
Related Options	-












Information about previous performance does not guarantee future performance.
Source: FactSet

Price data

Ø price 5 days Ø volume 5 days (pcs.)	75.2172 GBP (0)
Ø price 30 days Ø volume 30 days (pcs.)	75.7372 GBP (0)
Ø price 100 days Ø volume 100 days (pcs.)	72.1560 GBP (0)
Ø price 250 days Ø volume 250 days (pcs.)	- GBP (-)
YTD High date	79.6773 GBP (2024/05/16)
YTD Low date	66.0775 GBP (2024/02/09)
52 Weeks High date	- GBP (-)
52 Weeks Low date	- GBP (-)

Recent Research

on underlying		on sector	
Date		Headline	Download
2022/12/19		Global Equity Ratings	
2022/11/28		Global Equity Ratings	
2022/11/18		Global Equity Ratings	
2022/10/31		Global Equity Ratings	
2022/10/05		Global Equity Ratings	