

(TVOD) - EUX/202409

2024/05/17 19:14:28

Price
79.2597 GBP

Difference  -0.44% (-0.35)

General attributes

Symbol	TVODU24
Exchange	Eurex
Currency	GBP
Security type	Future
Underlying	VODAFONE GROUP PLC
Maturity	09-2024
Contract size	100

Market data

Bid (Bid size)	- GBP (-)
Ask (Ask size)	- GBP (-)
Open	79.2597 GBP
High	79.2597 GBP
Low	79.2597 GBP
Close (prev. day)	79.6116 GBP
Underlying	VODAFONE GROUP PLC
Underlying price (date)	77.18 (24/05/17)
Settlement price (date)	79.26 (24/05/17)
Open Interest	0

Performance and Risk

	6m	1Y	3Y
Perf (%)	+5.56%	-	-
Perf (abs.)	+4.18	-	-
Beta	-	-	-
Volatility	25.88	-	-

Futures and Options

Related Futures	-
Related Options	-






Information about previous performance does not guarantee future performance.
Source: FactSet

Price data

Ø price 5 days Ø volume 5 days (pcs.)	76.9156 GBP (0)
Ø price 30 days Ø volume 30 days (pcs.)	71.4396 GBP (0)
Ø price 100 days Ø volume 100 days (pcs.)	71.1403 GBP (0)
Ø price 250 days Ø volume 250 days (pcs.)	- GBP (-)
YTD High date	79.6116 GBP (2024/05/16)
YTD Low date	66.0208 GBP (2024/02/09)
52 Weeks High date	- GBP (-)
52 Weeks Low date	- GBP (-)

Recent Research

on underlying		on sector	
Date		Headline	Download
2022/12/19		Global Equity Ratings	
2022/11/28		Global Equity Ratings	
2022/11/18		Global Equity Ratings	
2022/10/31		Global Equity Ratings	
2022/10/05		Global Equity Ratings	